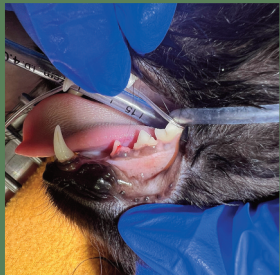
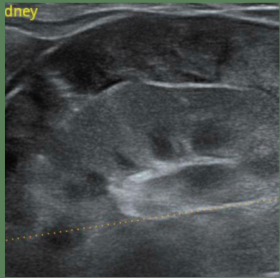
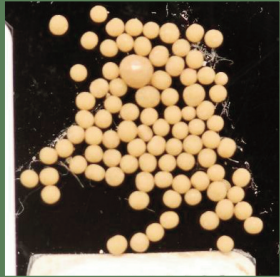
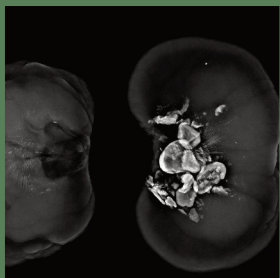




2025 ANNUAL CONFERENCE

# Feline Nephrology, Urology, & Dentistry

REGISTRATION BROCHURE



**September 18 – 21, 2025**

**Oregon Convention Center  
Portland, OR**

[catvets.com/conference2025](https://catvets.com/conference2025)

## Platinum Partnership Sponsors



Breakfast Symposium-Best Kept Secrets in Healthy Cat Nutrition, Drs. Annette Louvierre & Anne Ward; Early Career Veterinarian Scholarship Program; Student Award Program; Veterinary Technician Scholarship Award Program; Feline Veterinarian Bootcamp for New Graduates; Cat Friendly Interactions & Handling Workshop for Technicians, Dr. Ilona Rodan; Masterclass: Subtleties of Feline CKD Management, Drs. Jessica Quimby & Stacie Summers; The Gut-kidney Connection, Dr. Jessica Quimby; Recurrent Urethral Obstruction, Practical Lower Urinary Tract, Nephroliths: What Am I Supposed to do with These?, and A Urinary Tract Infection or Asymptomatic Bacteriuria? To Treat or Not to Treat?, Dr. Marilyn Dunn



Hands-on Feline Orthopedic Evaluation Workshop, Drs. Duncan Lascelles and Margaret Gruen; Pre-conference Day Session - Digital Dialogues: Turn Social Media Challenges into Client Education Opportunities, Dr. Caitlin DeWilde, Tyler Grogan, & Dr. Shannon Sura, Moderator: Dr. Heather Berst; Lunch & Learns, Drs. Dennis Chew and Michael Lappin; Breakfast Symposium-Conflicting Comorbidities: Managing Your Complicated Kitty Patients, Dr. Lisa Hann

## Diamond Partnership Sponsors



Lunch & Learn, Dr. Stacie Summers; CKD-Mineral Bone Disorder: Managing Phosphorus & Calcium and Caregiver Burden in CKD: Identifying How We Can Help, Dr. Jessica Quimby; Tooth Resorption in Cats: Diagnosis & Management, Dr. Naomi Hoyer; Successful Incorporation of a Dental Service in Primary Care Practice, Dr. Kate Knutson; Hotel Room Drop; Conference Wi-Fi in Convention Center; Notepad & Pen



Thursday Welcome Reception; Lunch & Learn, Dr. Catharine Scott-Moncrieff; Tote Bags

## Gold Partnership Sponsors



Pre-conference Day Early Morning Learning Session - Facts & Fallacies on Feline Pheromones: A Deep Dive on the Science & Use of Pheromones, Dr. Amy Learn; Cat Friendly Interactions & Handling Workshop for Technicians, Dr. Ilona Rodan; Inspiration Station Room



Lunch & Learn, Drs. Missy Beall & Julie Levy; CKD & Hyperthyroidism: Finding Equilibrium, Dr. Jessica Quimby; Silent Threats: Recognizing & Treating Hypertension & Proteinuria in Cats and Navigating Pyelonephritis & Acute on Chronic Uremic Crisis, Dr. Stacie Summers; Feline Urinary Incontinence: Is This Even a Cat Thing?, Dr. Marilyn Dunn

## Silver Partnership Sponsors



Friday Happy Hour Reception; Lunch & Learn, Dr. Petra Cerna; Water Bottles



Friday Happy Hour Reception; Lunch & Learn, Dr. Michael Lappin; Hydration Stations



Pre-conference Day Food for Thought Luncheon, Dr. Elizabeth Morris; Stage Fright: IRIS CKD Staging, It's Only Rocks That Roll: Feline Urolithiasis, What's the Matter with This Cat's Bladder? Feline Idiopathic Cystitis, and Let Food Be Thy Medicine: Nutritional Management of CKD, Dr. Joseph Bartsch

## Bronze Partnership Sponsors



Lunch & Learn, Dr. Jessica Johnson; Individualized Approach to Managing Anemia of CKD, Dr. Jessica Quimby



Friday Morning Breakfast



Overcoming Challenges in the Dental Operator, Dr. Kate Knutson; Friday Happy Hour Reception; Friday Afternoon Coffee Break



Lunch & Learn, Dr. Jessica Quimby



Lanyards; Uterine-derived Stem Cells for the Management of Refractory FCGS, Dr. MJ Redman; FCGS: Current Diagnosis & Treatment Recommendations, Dr. Jamie Berning; Early Riser Yoga Classes



Cat Friendly Interactions & Handling Workshop for Technicians, Dr. Ilona Rodan; Cat Friendly Nursing Skills, Jan Yaroslav, RVT



Hotel Key Cards

## Conference Sponsors



Introduction of Ultrasound to the Feline Urinary Tract Workshops, Drs. David Rousseau and Ashlie Saffire



Pre-conference Day Session - FIP Updates: Latest Recommendations on Diagnosis, Treatment, & Management of Complicated Cases, Relapses, & Comorbidities in Cats with FIP, Dr. Petra Cerna



Safe NSAIDs Usage in Cats, Dr. Heidi Shafford; Oral Exam, Charting, & Dental Nerve Blocks, Jan Yaroslav, RVT



Litter-ally a Problem: How Veterinary Technicians Can Understand Feline House-soiling to Gather Essential Information for Veterinarians and Litter-ally a Problem: How Veterinary Technicians Can Enhance Client Education Around Feline House-soiling with Empathy & Care, McKenna Neale, CVT & Dr. Katherine Pankratz



Anesthesia Related Topics for Feline CKD, Dr. Andrew Claude



Integrative Medicine for Feline Renal Disease, Dr. Matthew Fricke



Trouble in the Urethra: What Technicians Need to Know About FLUTD, Erica Brandt, CVT; Normal Cat Vomiting: There's No Such Thing, Yvonne Brandenburg, CVT



Infectious Disease PCR Panels: Becoming a Better Diagnostician and Purrfecting Your Diagnosis in Cats with Respiratory Disease, Drs. Petra Cerna & Michael Lappin

## Conference Partners





*Schedule is in Pacific Daylight Time*

TIME	SESSION TITLE	SPEAKER	ROOM	SPONSOR/ PARTNER
7:45 - 11:45 am	<b>Workshop 1:</b> Hands-on Feline Orthopedic Evaluation Workshop**	Drs. Duncan Lascelles & Margaret Gruen	D135 & 136	
7:45 - 11:45 am	<b>Bootcamp:</b> Feline Veterinarian Bootcamp for New Graduates**	Drs. Lacie Lee, Autumn McBride & Ashlie Saffire	Portland Ballroom 255	
<b>PRE-CONFERENCE DAY*</b>				
	<b>Early Morning Learning Sessions</b>			
9:45 - 10:35 am	Facts & Fallacies on Feline Pheromones: A Deep Dive on the Science & Use of Pheromones	Dr. Amy Learn	Portland Ballroom 252	
10:40 - 11:30 am	Emerging Insights: Exploring the Link between Glomerular Disease & Plasma Cell Pododermatitis	Dr. Jessica Quimby	Portland Ballroom 252	
	<b>Food for Thought Luncheon</b>			
11:55 - 12:45 pm	Nutrition to Nephrons: Exploring the Intersection between Nutrition, CKD, & Hypercalcemia	Dr. Elizabeth Morris	Portland Ballroom 252	
	<b>Seminar &amp; Social</b>			
1:00 - 1:55 pm	Digital Dialogues: Empowering You & Your Team to Turn Social Media Challenges into Client Education Opportunities	Dr. Caitlin DeWilde, Tyler Grogan & Dr. Shannon Sura; Moderator, Dr. Heather Berst	Portland Ballroom 252	 
2:00 - 3:00 pm	FIP Updates: Latest Recommendations on Diagnosis, Treatment, & Management of Complicated Cases, Relapses, & Comorbidities in Cats with FIP	Dr. Petra Cerna	Portland Ballroom 252	 
3:00 - 3:30 pm	<b>Refreshment Break</b>		Portland Ballroom 256	
3:30 - 4:20 pm	Infectious Disease PCR Panels: Becoming a Better Diagnostician	Drs. Petra Cerna & Michael Lappin	Portland Ballroom 252	
4:20 - 5:10 pm	Purrfecting Your Diagnosis in Cats with Respiratory Disease	Drs. Petra Cerna & Michael Lappin	Portland Ballroom 252	
5:10 - 5:30 pm	Quick Chirps: Avian Influenza Updates	Dr. Michael Lappin	Portland Ballroom 252	
5:30 - 7:00 pm	Welcome Reception <i>All attendees invited</i>		Convention Center Plaza	

\*Pre-conference Day Registration Required for In-person Attendees. Additional fees apply.

\*\*Separate Registration Required from Pre-conference Day. Additional fees apply.

*Sessions and speakers are subject to change.*

**Schedule is in Pacific Daylight Time**

TIME	SESSION TITLE	SPEAKER	ROOM	SPONSOR/ PARTNER
6:00 - 7:00 am	Early Riser Yoga Class*		Hyatt Hotel Willamette 1	
7:15 - 8:00 am	Breakfast		Portland Ballroom Foyer & 256	
8:00 - 8:15 am	President's Address	Dr. Ashlie Saffire	Portland Ballroom 252 & 251	
8:15 - 9:30 am	Caregiver Burden in CKD: Identifying How We Can Help	Dr. Jessica Quimby	Portland Ballroom 252 & 251	
9:30 - 11:00 am	Networking Refreshment Break		Exhibit Hall	
11:00 - 11:50 am	The Gut-kidney Connection: Clinical Implications	Dr. Jessica Quimby	Portland Ballroom 252	
	Stage Fright: IRIS CKD Staging	Dr. Joseph Bartges	Portland Ballroom 251	
	<i>Technician:</i> Trouble in the Urethra: What Technicians Need to Know about FLUTD	Erica Brandt, CVT	Portland Ballroom 255	
11:55 - 12:45 pm	CKD & Hyperthyroidism: Finding Equilibrium	Dr. Jessica Quimby	Portland Ballroom 252	
	It's Only Rocks That Roll: Feline Urolithiasis	Dr. Joseph Bartges	Portland Ballroom 251	
	<i>Technician:</i> Tubing for Technicians: Catheters, Lines, & Tubes!	Erica Brandt, CVT	Portland Ballroom 255	
12:45 - 2:10 pm	Lunch		Exhibit Hall	
1:10 - 2:00 pm	<i>Lunch &amp; Learn #1*</i> : Dilemmas in Diabetes Decision Making: How to Individualize Treatment for Your Diabetic Patients	Dr. Catharine Scott-Moncrieff	Oregon Ballroom 204	
1:10 - 2:00 pm	<i>Lunch &amp; Learn #2*</i> : The FeLV Lifetime Study: Antigen Concentration & Proviral Load at Time of Diagnosis Predict Survival Time	Drs. Missy Beall & Julie Levy	Oregon Ballroom 203	
1:10 - 2:00 pm	<i>Lunch &amp; Learn #3*</i> : What's New with Infectious GI Diseases in Cats?	Dr. Michael Lappin	Oregon Ballroom 202	
2:10 - 3:00 pm	Diagnosis & Management of Ureteral Obstruction	Dr. Marilyn Dunn	Portland Ballroom 252	
	What's the Matter with This Cat's Bladder? Feline Idiopathic Cystitis	Dr. Joseph Bartges	Portland Ballroom 251	
	<i>Technician:</i> Hematology?! Using the Stuff You Forgot (Blocked) from School	Yvonne Brandenburg, CVT	Portland Ballroom 255	
3:05 - 3:55 pm	Recurrent Urethral Obstruction: Tips & Tricks	Dr. Marilyn Dunn	Portland Ballroom 252	
	Let Food Be Thy Medicine: Nutritional Management of CKD	Dr. Joseph Bartges	Portland Ballroom 251	
	<i>Technician:</i> Normal Cat Vomiting: There's No Such Thing	Yvonne Brandenburg, CVT	Portland Ballroom 255	
3:55 - 4:40 pm	Networking Refreshment Break		Exhibit Hall	
3:55 - 4:40 pm	Student Social: All Students Invited to Attend		D138	
4:40 - 5:30 pm	Individualized Approach to Managing Anemia of CKD	Dr. Jessica Quimby	Portland Ballroom 252	
	When Less is More: Minimally Invasive Procedures for Cats	Dr. Joseph Bartges	Portland Ballroom 251	
	<i>Technician:</i> Fight Club: Critical Care Monitoring & Emergency Care for Cats	Erica Brandt, CVT	Portland Ballroom 255	
5:30 - 6:45 pm	Happy Hour Reception		Exhibit Hall	  

\*Separate Registration Required. No fees associated.



**Schedule is in Pacific Daylight Time**

TIME	SESSION TITLE	SPEAKER	ROOM	SPONSOR/ PARTNER
6:00 - 7:00 am	Early Riser Yoga Class*		Hyatt Hotel Willamette 1	
7:00 - 8:00 am	Breakfast		Portland Ballroom Foyer & 256	
7:15 - 8:05 am	<i>Breakfast Symposium: Conflicting Comorbidities: Tips &amp; Tricks for Managing Your Complicated Kitty Patients</i>	Dr. Lisa Hann	Portland Ballroom 251	
8:10 - 10:00 am	<b>Workshop 2:</b> Introduction of Ultrasound to the Feline Urinary Tract**	Drs. Marc Bordelon & Ashlie Saffire	D135&136	
8:15 - 9:05 am	Integrative Medicine for Feline Renal Disease	Dr. Matthew Fricke	Portland Ballroom 252	
	Silent Threats: Recognizing & Treating Hypertension & Proteinuria in Cats	Dr. Stacie Summers	Portland Ballroom 251	
	<i>Technician:</i> Understanding Pharmacology for the Technician	Erica Brandt, CVT	Portland Ballroom 255	
9:10 - 10:00 am	Anesthesia Related Topics for Feline Chronic Kidney Disease	Dr. Andrew Claude	Portland Ballroom 252	
	Navigating Pyelonephritis & Acute on Chronic Uremic Crisis	Dr. Stacie Summers	Portland Ballroom 251	
	<i>Technician:</i> Preventing Anesthetic Emergencies	Erica Brandt, CVT	Portland Ballroom 255	
10:00 - 11:15 am	Networking Refreshment Break		Exhibit Hall	
10:10 - 10:35 am	FelineVMA Membership Meeting	FelineVMA Board	Portland Ballroom 255	
10:40 - 11:05 am	ABVP: The Next Level	Dr. Tina Hall	Portland Ballroom 255	
11:15 - 12:10 pm	Water You Waiting For? Addressing Hydration in CKD	Dr. Jessica Quimby	Portland Ballroom 252	
	Practical Lower Urinary Tract Tips & Tricks	Dr. Marilyn Dunn	Portland Ballroom 251	
	<i>Technician:</i> Feline Toxicities	Erica Brandt, CVT	Portland Ballroom 255	
12:10 - 1:35 pm	Lunch		Exhibit Hall	
12:35 - 1:25 pm	<i>Lunch &amp; Learn #1*:</i> Targeting Toxins: Gut-driven Strategies to Reduce Uremic Burden in Cats with CKD	Dr. Stacie Summers	Oregon Ballroom 204	
12:35 - 1:25 pm	<i>Lunch &amp; Learn #2*:</i> Staying Pawsitive about Feline Leukemia Virus	Dr. Petra Cerna	Oregon Ballroom 203	
12:35 - 1:25 pm	<i>Lunch &amp; Learn #3*:</i> What's New in the Management of Cats with Chronic Upper Respiratory Infections	Dr. Michael Lappin	Oregon Ballroom 202	
1:35 - 2:30 pm	CKD-Mineral Bone Disorder: Managing Phosphorus & Calcium	Dr. Jessica Quimby	Portland Ballroom 252	
	Nephroliths: What Am I Supposed to Do with These?	Dr. Marilyn Dunn	Portland Ballroom 251	
	<i>Technician:</i> Cat Friendly Nursing Skills	Jan Yaroslav, RVT	Portland Ballroom 255	
2:30 - 3:15 pm	Networking Refreshment Break		Exhibit Hall	
3:00 - 5:00 pm	<b>Masterclass:</b> Subtleties of Feline CKD Management**	Drs. Jessica Quimby & Stacie Summers	Oregon Ballroom 204	
3:10 - 5:00 pm	<b>Workshop 3:</b> Introduction of Ultrasound to the Feline Urinary Tract**	Drs. Marc Bordelon & Ashlie Saffire	D135 & 136	
3:15 - 4:05 pm	Safe NSAIDs Usage in Cats	Dr. Heidi Shafford	Portland Ballroom 252	
	Urinary Tract Infection or Asymptomatic Bacteriuria? To Treat or Not to Treat?	Dr. Marilyn Dunn	Portland Ballroom 251	
	<i>Technician:</i> Litter-ally a Problem: How Veterinary Technicians Can Understand Feline House-soiling to Gather Essential Information for Veterinarians	Mckenna Neale, CVT & Dr. Katherine Pankratz	Portland Ballroom 255	
4:10 - 5:00 pm	Perineal Urethrostomy: The When, Why, & How of Surgery	Dr. Ingrid Balsa	Portland Ballroom 252	
	Feline Urinary Incontinence: Is This Even a Cat Thing?	Dr. Marilyn Dunn	Portland Ballroom 251	
	<i>Technician:</i> Litter-ally a Problem: How Veterinary Technicians Can Enhance Client Education Around Feline House-soiling with Empathy & Care	Mckenna Neale, CVT & Dr. Katherine Pankratz	Portland Ballroom 255	

\*Separate Registration Required. No fees associated. \*\*Separate Registration Required. Additional fees apply.

**Schedule is in Pacific Daylight Time**

TIME	SESSION TITLE	SPEAKER	ROOM	SPONSOR/ PARTNER
7:00 - 8:00 am	Breakfast		Portland Ballroom Foyer & 256	
7:00 - 7:50 am	<i>Breakfast Symposium: Best Kept Secrets in Healthy Cat Nutrition</i>	Drs. Annette Louvierre & Anne Ward	Portland Ballroom 251	
7:30 - 10:30 am	<b>Workshop 4:</b> Cat Friendly Interactions & Handling Workshop for Technicians**	Dr. Ilona Rodan	D135 & 136	  
8:00 - 8:50 am	FCGS: Current Diagnosis & Treatment Recommendations	Dr. Jamie Berning	Portland Ballroom 252	
	Successful Incorporation of a Dental Service in Primary Care Practice	Dr. Kate Knutson	Portland Ballroom 251	
	<i>Technician:</i> Oral Exam, Charting, & Dental Nerve Blocks	Jan Yaroslav, RVT	Portland Ballroom 255	
8:55 - 9:45 am	Uterine-derived Stem Cells for the Management of Refractory FCGS	Dr. MJ Redman	Portland Ballroom 252	
	Overcoming Challenges in the Dental Operator	Dr. Kate Knutson	Portland Ballroom 251	
	<i>Technician:</i> Proactive Lifetime of Guidance: Cat Friendly Dental Home Care	Jan Yaroslav, RVT	Portland Ballroom 255	
9:45 - 10:45 am	Networking Refreshment Break		Exhibit Hall	
10:15 - 10:40 am	Timely Topics Technician Edition: Pathway to Feline VTS	Jan Yaroslav, RVT	Portland Ballroom 255	
10:45 - 11:35 am	Dental Radiograph Interpretation	Dr. Jamie Berning	Portland Ballroom 252	
	Comprehensive Pain Control for Feline Oral Disease	Dr. Naomi Hoyer	Portland Ballroom 251	
	<i>Technician:</i> The Far-reaching Effects of Hypothermia	Sarah Harris, CVT	Portland Ballroom 255	
11:40 - 12:30 pm	Oral Conditions in Young Cats	Dr. Jamie Berning	Portland Ballroom 252	
	Tooth Resorption in Cats: Diagnosis & Management	Dr. Naomi Hoyer	Portland Ballroom 251	
	<i>Technician:</i> Volume Responsiveness: Recognizing & Responding to Hypoperfusion	Sarah Harris, CVT	Portland Ballroom 255	
12:30 - 1:45 pm	Lunch		Exhibit Hall	
12:45 - 1:35 pm	<i>Lunch &amp; Learn #1*:</i> Hypercalcemia in Cats: What's New?	Dr. Dennis Chew	Oregon Ballroom 204	
12:45 - 1:35 pm	<i>Lunch &amp; Learn #2*:</i> Utilizing TSH: A New Approach to Thyroid Disease	Dr. Jessica Quimby	Oregon Ballroom 203	
12:45 - 1:35 pm	<i>Lunch &amp; Learn #3*:</i> Tackling Feline Dentistry Cases: A Case-based Presentation Incorporating Pain Management	Dr. Jessica Johnson	Oregon Ballroom 202	
1:45 - 2:35 pm	Malocclusions: Diagnosis & Management	Dr. Jamie Berning	Portland Ballroom 252	
	Making Feline Extractions Less Like Pulling Teeth: Instrumentation & Equipment	Dr. Naomi Hoyer	Portland Ballroom 251	
	<i>Technician:</i> Practical Dental Tips: Maintenance & Troubleshooting of Dental Equipment & Instruments	Jan Yaroslav, RVT	Portland Ballroom 255	
2:40 - 3:30 pm	Feline Dental Trauma Management	Dr. Jamie Berning	Portland Ballroom 252	
	Oral Tumors in Cats: Recognition & Diagnosis	Dr. Naomi Hoyer	Portland Ballroom 251	
	<i>Technician:</i> Dental Radiography: Tips & Tricks	Jan Yaroslav, RVT	Portland Ballroom 255	
3:30 pm	Conclusion of Conference			

\*Separate Registration Required. No fees associated. \*\*Separate Registration Required. Additional fees apply.

## THURSDAY, SEPTEMBER 18, 2025 – PRE-CONFERENCE DAY

- 7:45 – 11:45 am**  **Hands-on Feline Orthopedic Evaluation Workshop**, Drs. Duncan Lascelles & Margaret Gruen  
The approach to a clinically meaningful and efficient orthopedic evaluation of the cat will be discussed. The components of capturing a relevant history, observation of the cat, and the hands-on examination will be presented and discussed. Delegates will gain hands-on (yes, live cats) and expert guided experience in techniques for successful orthopedic/osteoarthritis examinations. Cat Friendly and staff friendly approaches will be emphasized. Learn how to augment your feline practice and build stronger client bonds with your cat caregivers. Review tools and protocols to optimize outcomes for your feline osteoarthritic patients.
- 7:45 – 11:45 am**  **Feline Veterinarian Bootcamp for New Graduates**, Drs. Lacie Lee, Autumn McBride, & Ashlie Saffire  
This Bootcamp is designed to provide you with real-world experience, learning from top experts and connecting with fellow new graduates who share your passion for cats. Navigating the path to a diagnosis, and subsequent management, and treatment, involves critical thinking and methodically working through cases. This Bootcamp is tailored for new graduates to help you understand where to begin with common diagnoses and how to approach the diagnostic process effectively. Enhance your knowledge and practical skills in a supportive and collaborative environment, setting the stage for a successful and fulfilling career in feline medicine.
- 9:45 – 10:35 am** **Facts & Fallacies on Feline Pheromones: A Deep Dive on the Science & Use of Pheromones**, Dr. Amy Learn  
Ever feel overwhelmed when faced with the array of pheromone products on the market? This session will review how pheromones work, discuss when they can help your patients feel more comfortable, and delve in the studies that support their use in the practice and at home.
- 10:40 – 11:30 am** **Emerging Insights: Exploring the Link between Glomerular Disease & Plasma Cell Pododermatitis**, Dr. Jessica Quimby  
This session will share recent research regarding the clinical presentation of immune complex mediated glomerular nephritis (ICGN) in cats, an uncommon but serious condition traditionally associated with a poor prognosis. Recently our research group has been studying a link with plasma cell pododermatitis that appears to often be unappreciated in the clinical setting. Familiarity with these disease processes and their potential association may facilitate earlier diagnosis and improve outcomes for young cats affected by these conditions.
- 11:55 – 12:45 pm** **Nutrition to Nephrons: Exploring the Intersection between Nutrition, CKD, & Hypercalcemia**, Dr. Elizabeth Morris  
This session will explore how nutritional interventions can influence mineral balance and discuss managing the risk of hypercalcemia and urolithiasis in cats with CKD. Dr. Morris will summarize results from a recent pilot study and share new data from our research investigating the intersection between feeding therapeutic renal foods, calcium homeostasis, and the risk of both hypercalcemia and formation of calcium-containing stones, which will help build upon the body of scientific data on this complex subject of urolith prevention and management of CKD.
- 1:00 – 1:55 pm** **Digital Dialogues: Empowering You & Your Team to Turn Social Media Challenges into Client Education Opportunities**, Dr. Caitlin DeWilde, Tyler Grogan & Dr. Shannon Sura; Moderator: Dr. Heather Berst  
Social media can be a double-edged sword for veterinary practices. In this engaging panel discussion, industry experts (a veterinarian, veterinary technician, and client service representative) will delve into practical strategies to turn online challenges into impactful client education opportunities. Empower yourself and your team to handle pushback from clients regarding what they read online. Walk away with actionable insights and tools for turning online challenges into moments that inspire and educate.
- 2:00 – 3:00 pm** **FIP Updates: Latest Recommendations on Diagnosis, Treatment, & Management of Complicated Cases, Relapses, & Comorbidities in Cats with FIP**, Dr. Petra Cerna  
This lecture will cover diagnosis of FIP and the complexities in FIP diagnosis. It will focus on managing complicated cases of FIP, what to do if cats are not responding to FIP, relapses of FIP, as well as cats that develop comorbidities such as IMHA, sepsis, pneumonia, etc. We will also address questions about treating cats with FIV/FelV. We will discuss relapses of FIP as these are not so common and making sure we do not over-diagnose FIP relapse and avoid both unnecessary antiviral treatments as well as provide appropriate therapy.
- 3:30 – 4:20 pm** **Infectious Disease PCR Panels: Becoming a Better Diagnostician**, Drs. Petra Cerna & Michael Lappin  
Having routine access to affordable PCR assay results has been an excellent way for veterinarians to diagnose the presence of infectious agents in different body systems. Panels are commonly available for gastrointestinal parasites, other GI pathogens, fever/vector borne disease agents, and respiratory pathogens in cats. Drs. Lappin and Cerna will use case examples emphasizing how best to use PCR panels in feline practice as well as discussing caveats in some situations.
- 4:20 – 5:10 pm** **Purrfecting Your Diagnosis in Cats with Respiratory Disease**, Drs. Petra Cerna & Michael Lappin  
There are multiple bacterial, fungal, parasitic, and viral agents associated with acute or chronic upper respiratory signs, cough, or dyspnea in cats. In this session, Drs. Cerna and Lappin will use case-based examples to update the audience on use of diagnostic tests in cats with signs of respiratory disease. The speakers will provide updates on FHV-1, H5N1, FIP, select parasites, PCR panel hot topics, mycobacteria, mycoplasma, and more! In some examples, while infections were suspected, there was another primary cause of disease!
- 5:10 – 5:30 pm** **Quick Chirps: Avian Influenza Updates**, Dr. Michael Lappin  
Dr. Lappin will provide a brief update on avian influenza during this time. For resources for you and your clients visit [catvets.com/H5N1](http://catvets.com/H5N1).



## FRIDAY, SEPTEMBER 19, 2025

- 8:15 – 9:30 am** **Caregiver Burden in CKD: Identifying How We Can Help**, *Dr. Jessica Quimby*  
Behind every cat with CKD is a devoted caregiver striving to provide the best care they can to their beloved companion. This struggle is real and has significant implications. How can we recognize their challenges and offer the support they need?
- 11:00 – 11:50 am** **A The Gut-kidney Connection: Clinical Implications**, *Dr. Jessica Quimby*  
This session will explore the gut-kidney axis, emphasizing challenges of diagnosis, and how disruptions in gut health, such as chronic enteropathy and constipation can potentially influence the progression and management of kidney disease. Understanding this interplay opens avenues for individualized therapeutic strategies to improve outcomes in feline patients with chronic kidney and gastrointestinal disorders.
- B Stage Fright: IRIS CKD Staging**, *Dr. Joseph Bartges*  
CKD is primarily a problem in cats older than 7 years of age, affecting an estimated 30-40% of cats over 10 years of age, and 80% of cats over 15 years of age. It is estimated that at least 1 to 3 percent of cats has CKD. Cats appear to maintain stable CKD for sometimes years, but ultimately CKD is progressive. Early diagnosis and intervention may improve quality and quantity of life in cats with chronic disease. This presentation will discuss diagnosis of cats with CKD including staging and potential comorbidities such as proteinuria, systemic arterial hypertension, anemia, nephroureterolithiasis, and bone and mineral disorder of CKD.
- T Trouble in the Urethra: What Technicians Need to Know about FLUTD**, *Erica Brandt, CVT*  
This session will discuss Feline Lower Urinary Tract Disease with emphasis on cystitis. It will cover the physiology and potential reasons for this syndrome in our feline patients. We will also cover urethral blockage, treatment options, and care of these patients. We will finish our discussion with helping caregivers understand ways to prevent Feline Lower Urinary Tract Disease.
- 11:55 – 12:45 pm** **A CKD & Hyperthyroidism: Finding Equilibrium**, *Dr. Jessica Quimby*  
Hyperthyroidism and CKD are common conditions in older cats and when concurrent disease exists, management may be challenging. Considerations for pathophysiology, diagnostics, and therapeutics with concurrent disease will be discussed.
- B It's Only Rocks That Roll: Feline Urolithiasis**, *Dr. Joseph Bartges*  
Urolithiasis occurs commonly in cats and while most uroliths occur in the lower urinary tract, cats may also form upper urinary tract uroliths. Calcium oxalate and struvite occur most commonly in lower urinary tract uroliths accounting for more than 80-85% of the uroliths; however, urate and cystine may also occur. Calcium oxalate accounts for more than 85% of upper urinary tract uroliths. Some types of uroliths may be dissolved medically, such as struvite, while others must be managed by physical removal if causing clinical signs. Preventative measures can be successful, but rate of success is individualized. This presentation will discuss diagnosis and management of lower and upper urinary tract uroliths.
- T Tubing for Technicians: Catheters, Lines, & Tubes!**, *Erica Brandt, CVT*  
This session is designed to provide the information necessary to understand why and how to successfully perform the following catheterization techniques; arterial and intravenous catheter placement, nasoesophageal and nasogastric tube placement, as well as central line placement using the Seldinger technique.
- 1:10 – 2:00 pm** **L Dilemmas in Diabetes Decision Making: How to Individualize Treatment for Your Diabetic Patients**, *Dr. Catherine Scott-Moncrieff*  
This talk will use a case-based interactive format to coach you on navigating the management of complicated feline diabetics. You will learn how to recognize the clinical and clinicopathologic changes that indicate a poor response. You will also learn how to safely change the treatment plan, if appropriate, and how to manage co-morbidities. Finally, you will learn how co-morbidities influence treatment choice in diabetic patients.
- L The FeLV Lifetime Study: Antigen Concentration & Proviral Load at Time of Diagnosis Predict Survival Time**, *Drs. Missy Beall & Julie Levy*  
Adoption and long-care management of feline leukemia virus (FeLV) infected cats is being increasingly embraced - much in part to the successful shelter adoption programs in the United States. However, little is known about the outcome of adopted FeLV+ cats. This session will review details from a lifetime study of 127 FeLV+ cats adopted from the Austin Pets Alive animal shelter. These cats were initially tested for FeLV antigen, IFA, and proviral DNA every month for 6 months, and then their survival was prospectively monitored for 8 years so far. Screening was conducted allowing cats to be classified into High Positive and Low Positive FeLV by their test results at the time of diagnosis. Data from the study will be presented including many cats who are still alive. Classification of infection status at diagnosis can establish expectations for survival, facilitate successful adoptions, and reinforce the importance of regular veterinary care for managing FeLV as a chronic condition.
- L What's New with Infectious GI Diseases in Cats?**, *Dr. Michael Lappin*  
In this lecture, Dr. Lappin will review the most common infectious causes of vomiting or diarrhea in cats. He will lead a discussion of the optimal diagnostic plans before leading into a discussion of optimal management of individual agents. Dr. Lappin will provide an update on management of FIP as well as enteric bacteria and parasitic infections using a case-based approach.

## FRIDAY, SEPTEMBER 19, 2025 continued

2:10 – 3:00 pm

**A Diagnosis & Management of Ureteral Obstruction, Dr. Marilyn Dunn**

A review of how to diagnose ureteral obstruction (including POCUS-based imaging for diagnosis for the general practitioner) will be presented in a case-based manner. Following diagnosis of ureteral, how do you choose the best therapeutic approach? Medical management, subcutaneous ureteral bypass placement, and ureteral surgery will be discussed using an evidence-based approach. Through clinical cases, diagnosis and treatment selection will be covered in detail.

**B What's the Matter with This Cat's Bladder? Feline Idiopathic Cystitis, Dr. Joseph Bartges**

Cats often present with signs of lower urinary tract disease that may be obstructive or non-obstructive in nature. Uroliths and urethral plugs are the most common causes of feline urethral obstruction while idiopathic cystitis (in cats under 8–10 years of age) and bacterial urinary tract infection (in cats older than 8–10 years of age) are the most common causes of non-obstructive lower urinary tract signs in cats. This presentation will discuss diagnosis and management of obstructive and non-obstructive lower urinary tract disease in cats including identifying and strategies to minimize predisposing factors focusing on idiopathic cystitis (bladder pain syndrome).

**T Hematology?! Using the Stuff You Forgot (Blocked) from School, Yvonne Brandenburg, CVT**

This session will cover slide preparation techniques, review of basic blood cell morphology, and common abnormalities. This session will help you gain confidence with performing in-house blood smear evaluations.

3:05 – 3:55 pm

**A Recurrent Urethral Obstruction: Tips & Tricks, Dr. Marilyn Dunn**

This lecture will provide practical tips and tricks on how to pass a urinary catheter in males and females, how to deal with urethral tears, how to perform antegrade catheterization, and percutaneous cystostomy catheter placement. How to perform and interpret a diagnostic cystourethrogram will be presented in detail with lots of case-based examples. A review of how and when to use various lower urinary tract medications (including prazosin!) will be discussed. When is it time to perform a perineal urethrostomy? We will discuss pros and cons and when to intervene.

**B Let Food Be Thy Medicine: Nutritional Management of CKD, Dr. Joseph Bartges**

CKD is primarily a problem in cats older than 7 years of age affecting an estimated 30-40% of cats more than 10 years of age and 80% of cats more than 15 years of age. It is estimated that 1 to 3 percent of cats has CKD. Cats appear to maintain stable CKD for sometimes years, but ultimately CKD is progressive. Early diagnosis and intervention may improve quality and quantity of life in cats with chronic disease. The role of diet and dietary modifications will be discussed including scientific proof supporting the recommended modifications and dietary modifications with comorbidities.

**T Normal Cat Vomiting: There's No Such Thing, Yvonne Brandenburg, CVT**

This session covers vomiting seen in feline patients and education for their caregivers on when to seek medical attention and dispels the myth that cats are normal vomiters. The session discusses diet trials, medical management, and diagnostics commonly used. This session will help you navigate client conversations to help alleviate vomiting in feline patients.

4:40 – 5:30 pm

**A Individualized Approach to Managing Anemia of CKD, Dr. Jessica Quimby**

A common consequence of CKD in cats is anemia, and historically managing this aspect of the disease has had its challenges. Current treatment recommendations and an individualized case-based approach will be discussed.

**B When Less is More: Minimally Invasive Procedures for Cats, Dr. Joseph Bartges**

Minimally invasive procedures refer to those that are done instead of, or in addition to, more invasive surgical procedures. Many of these procedures use endoscopes or external imaging such as fluoroscopy. This presentation will focus on some of these procedures used for respiratory, gastrointestinal, and urinary diseases including discussion of indications, benefits, risks, and comparison with more invasive procedures.

**T Fight Club: Critical Care Monitoring & Emergency Care for Cats, Erica Brandt, CVT**

Providing excellent patient care for the critical patient may be the difference between a patient surviving or thriving. Successful technicians in critical care are proactive and utilize active thinking skills. They can diligently monitor their patient and observe subtle changes. Sometimes an emergency is obvious, but sometimes it is not. This presentation will discuss how to quickly and accurately assess patient status using critical thinking skills.

## SATURDAY, SEPTEMBER 20, 2025

- 7:15 – 8:05 am** **S** **Conflicting Comorbidities: Tips & Tricks for Managing Your Complicated Kitty Patients**, *Dr. Lisa Hann*  
This lecture focuses on on feline medicine for senior cats, emphasizing renal disease with comorbidities. We will explore three complex cases: a cat with osteoarthritis and renal disease; a cat with renal disease, hyperthyroidism, hypertension, and GI disease; and a cat with small cell GI lymphoma, renal disease, and heart failure secondary to steroid use. Attendees will gain insights into diagnosis, treatment, and management strategies for these multifaceted conditions.
- 8:10 – 10:00 am** **W** **Introduction of Ultrasound to the Feline Urinary Tract**, *Drs. Marc Bordelon & Ashlie Saffire*  
The use of point-of-care ultrasound (POCUS) is steadily growing in veterinary general practice, thanks to advances in technology that have made ultrasound more accessible and user-friendly. While many veterinary professionals are eager to incorporate ultrasound into their practice, they often aren't sure where to begin. The urinary tract, due to its accessible location and distinct sonographic features, is an ideal starting point. This Workshop is designed for beginners and will focus on POCUS of the kidneys and urinary bladder. Participants will learn fundamental scanning techniques, how to obtain accurate measurements, and how to identify common conditions affecting the upper and lower urinary tract.
- 3:10 – 5:00 pm**
- 8:15 – 9:05 am** **A** **Integrative Medicine for Feline Renal Disease**, *Dr. Matthew Fricke*  
Renal disease brings with it the challenges of maintaining appetite, comfort, body condition, and kidney function. Integrative medicine brings the opportunity to provide support that enhances the success of conventional therapies, and options for treatment when conventional care is not tolerated. The goal of this presentation is to present practical, effective therapies that can be added to conventional medical support to help individualize care and improve quality of life for our feline friends. After this session, you will be able to apply concepts and techniques immediately, and have information to pursue deeper and advanced training in these modalities in the future.
- B** **Silent Threats: Recognizing & Treating Hypertension & Proteinuria in Cats**, *Dr. Stacie Summers*  
In this session, you will gain a practical, evidence-based approach to diagnosing and managing hypertension and proteinuria in cats. The discussion will cover pathophysiology, risk factors, and the latest guidelines for treatment and monitoring. Through case-based examples, you will learn how to tailor therapies to individual patients, optimize long-term outcomes, and recognize when further diagnostics or adjustments are needed. This session will provide actionable insights to improve the care of feline patients with these common yet challenging conditions.
- T** **Understanding Pharmacology for the Technician**, *Erica Brandt, CVT*  
Patients presenting in an emergency need immediate treatment often involving several medications, and technicians are responsible for the administration. The need for critical patients to receive care quickly can create an environment prime for mistakes to happen. It is important for veterinary technicians to have significant knowledge of commonly used drugs. This presentation will help with the understanding of emergency medications including usage, appropriate administration, side effects, and drug interactions.
- 9:10 – 10:00 am** **A** **Anesthesia Related Topics for Feline CKD**, *Dr. Andrew Claude*  
Is it safe to anesthetize an azotemic patient? What about an azotemic cat that is being managed for CKD? In this lecture we will discuss some medical aspects of feline kidney diseases related to anesthesia and analgesia. We will also explore anesthetic and analgesic options for cats with concurrent diseases besides CKD. In addition, we will talk about safe, anesthesia management tactics pre-, intra-, and post-operative for CKD cats, and ways to decrease the reliance on opioids and inhalant anesthetics.
- B** **Navigating Pyelonephritis & Acute on Chronic Uremic Crisis**, *Dr. Stacie Summers*  
This session will provide a comprehensive approach to diagnosing and managing pyelonephritis and acute-on-chronic uremic crises in cats. You will learn to recognize clinical and diagnostic indicators of pyelonephritis, differentiate it from other causes of kidney injury, and implement evidence-based treatment strategies. The discussion will also cover stabilization and long-term management of acute decompensation in cats with CKD. Through case-based examples, you will gain practical insights to improve outcomes for these complex patients.
- T** **Preventing Anesthetic Emergencies**, *Erica Brandt, CVT*  
Some of the most important skills an anesthetist must possess are recognizing changes in the anesthetized patient, troubleshooting those changes, and being prepared to respond quickly and efficiently. There are many reasons why patients experience decompensation or an emergency during anesthesia. This presentation will discuss those reasons and how we can use our skills to prevent and troubleshoot anesthetic emergencies.
- 11:15 – 12:10 pm** **A** **Water You Waiting For? Addressing Hydration in CKD**, *Dr. Jessica Quimby*  
The kidney is essential for maintaining water balance, but CKD disrupts this delicate physiologic system. The importance of maintaining hydration is a critical yet sometimes an overlooked aspect of management of CKD. Clinical implications of poor water balance and how to avoid it will be the focus of this session.
- B** **Practical Lower Urinary Tract Tips & Tricks**, *Dr. Marilyn Dunn*  
A number of procedures, easily accessible in general practice, can be performed on male and female cats. Bladder mass biopsy without surgery, bladder clot dissolution, and percutaneous cystostomy catheter placement will all be covered. How to perform cystocentesis on a very tiny bladder, how to see urethral stones without contrast, and how to perform successful urohydropulsion on female cats will be discussed. This presentation will be heavily image-based and specifics on catheters and equipment needed to perform the procedures will be provided.



## SATURDAY, SEPTEMBER 20, 2025 continued

- 11:15 – 12:10 pm** **T Feline Toxicities**, *Erica Brandt, CVT*  
**continued**  
Feline patients are sensitive to many toxic agents including household chemicals, human medications, and plants. Many cases of toxic ingestion in the veterinary hospital involve unknown toxins. Of the few cases involving known toxic ingestions, there are typically no antidotes. This presentation will discuss the symptoms and treatments of feline patients with toxic exposure.
- 12:35 – 1:25 pm** **L Targeting Toxins: Gut-driven Strategies to Reduce Uremic Burden in Cats with CKD**, *Dr. Stacie Summers*  
This session will examine the evolving science of the gut-kidney axis and its relevance to feline practice. We will explore the impact of gut health on cats with CKD, highlighting recent research and clinical findings that link gastrointestinal health to renal outcomes. Key topics will include the mechanisms underlying gut-kidney interactions and therapeutic strategies for optimizing both gut and kidney health. You will gain practical insights into applying this knowledge in clinical practice to enhance patient care and improve outcomes for cats with CKD.
- L Staying Pawsitive about Feline Leukemia Virus**, *Dr. Petra Cerna*  
This session will focus on discussing the diagnosis and management of retrovirus infections (with focus on FeLV) in cats. We will cover different options for primary testing as well as for confirming the infection and will focus on management of cats with retroviral infections and their comorbidities.
- L What's New in the Management of Cats with Chronic Upper Respiratory Infections**, *Dr. Michael Lappin*  
In this lecture, Dr. Lappin will first review the best ways to confirm a chronic bacterial, viral, or fungal upper respiratory tract infection. Emphasis will then be placed on management strategies for individual cases. Appropriate use of anti-microbial agents as well as lessening stress and use of immune stimulants will be discussed.
- 1:35 – 2:30 pm** **A CKD-Mineral Bone Disorder: Managing Phosphorus & Calcium**, *Dr. Jessica Quimby*  
Nutritional assessment of CKD patients and creating an individualized nutritional plan is a key part of CKD management to combat inappetence, weight loss, and CKD-Mineral Bone Disorder. In this session, calcium-phosphorus physiology will be reviewed and new approaches to hypercalcemia in CKD will be presented.
- B Nephroliths: What Am I Supposed to Do with These?**, *Dr. Marilyn Dunn*  
Nephroliths in cats are often an incidental finding on abdominal radiographs and very little exists in the feline literature on what to do when they are diagnosed. A critical review of what to do when nephroliths are discovered, why they form (new and evolving concepts will be brought forward), and their relationship to kidney disease will be discussed. A practical approach to treatment and management of nephroliths in young and older cats will be covered along with their relationship to biofilm and infection (even with calcium oxalate stones!).
- T Cat Friendly Nursing Skills**, *Jan Yaroslow, RVT*  
Practical tips to improve feline nursing skills will be discussed with the emphasis on the importance of incorporating these skills throughout the entire visit. The goal is to enhance the feline experience and reduce stress for the patient and team members.
- 3:00 – 5:00 pm** **M Masterclass: Subtleties of Feline CKD Management**, *Drs. Jessica Quimby & Stacie Summers*  
Attendees of this Masterclass will benefit from a focused learning environment with limited participants, ensuring interactive discussions. This exclusive setting allows for in-depth exploration and analysis of the complex subtleties in management, expert insights, and real-life case studies of chronic kidney disease in cats. Participants will have ample opportunities to engage with the speakers, ask questions, work through cases, and share experiences, enhancing their ability to provide optimal care for feline patients.
- 3:15 – 4:05 pm** **A Safe NSAIDs Usage in Cats**, *Dr. Heidi Shafford*  
You will gain insights into application of the FelineVMA Guidelines on NSAID use in cats. Case examples will be used to discuss chronic and short-term use of NSAIDs for management of pain and other disease states in cats.
- B Urinary Tract Infection or Asymptomatic Bacteriuria? To Treat or Not to Treat?**, *Dr. Marilyn Dunn*  
Using an evidence-based approach, this lecture will differentiate: a urinary tract infection, pyelonephritis, and subclinical or asymptomatic bacteriuria. A practical approach to understanding the bladder microbiome and consequences of antibiotic use will be presented followed by a case-based management approach to individual felines.
- T Litter-ally a Problem: How Veterinary Technicians Can Understand Feline House-soiling to Gather Essential Information for Veterinarians**, *McKenna Neale, CVT & Dr. Katherine Pankratz*  
This session will provide veterinary technicians with a comprehensive understanding of feline house-soiling. You will learn essential feline behavioral needs and how unfulfillment of those needs can be related to medical diseases or psychological conditions. The discussion will also briefly cover effective treatment strategies, including medical management, behavior modification, and environmental management.

## SATURDAY, SEPTEMBER 20, 2025 continued

- 4:10 – 5:00 pm** **A** **Perineal Urethrostomy: The When, Why, & How of Surgery**, *Dr. Ingrid Balsa*  
During this session, participants will learn about the various indications for a feline perineal urethrostomy. The surgical procedure will be discussed, along with tips and tricks for maximizing patient outcomes and dealing with complications if they occur. The outline for the presentation will be based on a literature review regarding current understanding of feline lower urinary tract disease as it relates to perineal urethrostomy.
- B** **Feline Urinary Incontinence: Is This Even a Cat Thing?**, *Dr. Marilyn Dunn*  
Feline urinary incontinence has been quite neglected in the medical literature. This lecture will focus mostly on non-neurologic causes of urinary incontinence and provide an overview of mechanisms of continence in cats. Specific feline diagnostics and tailored treatments along with the presentation of a new and poorly described disease entities (proximal urethral stricture in female cats) will be discussed.
- T** **Litter-ally a Problem: How Veterinary Technicians Can Enhance Client Education Around Feline House-soiling with Empathy & Care**, *McKenna Neale, CVT & Dr. Katherine Pankratz*  
This session will provide veterinary technicians with an effective and empathetic approach to client education around feline house-soiling. This session explores the veterinary technician's role in medical, behavioral, and environmental factors contributing to house-soiling, including urinary tract diseases, stress, litter box aversion, and territorial marking. It will also highlight practical strategies for client communication, emphasizing empathy, and will be evidence-based. Attendees will learn and discuss ways to help clients avoid unnecessary relinquishment, damaged human/animal bonds, and how to work as a bridge between DVMs and clients to enhance client awareness, provide tailored guidance, and improve feline welfare.

## SUNDAY, SEPTEMBER 21, 2025

- 7:00 – 7:50 am** **S** **Best Kept Secrets in Healthy Cat Nutrition**, *Drs. Annette Louvierre & Anne Ward*  
As practitioners, we often feel more confident in our therapeutic nutritional recommendations than in our nutritional recommendations for healthy cats. Navigating the broad range of food options for healthy cats in an ecosystem rife with myths, misinformation, and misunderstanding can feel overwhelming even for the most experienced clinician. In this session, we will highlight key nutritional considerations for different life stages, lifestyles, breeds, and health predispositions with practical tips for how to use available resources to develop appropriate, individualized, "OTC" diet recommendations for your patients.
- 7:30 – 10:30 am** **W** **Cat Friendly Interactions & Handling Workshop for Technicians**, *Dr. Ilona Rodan*  
Cat Friendly interactions and handling minimize feline distress, increasing caregiver and veterinary team safety. These methods promote feline welfare throughout the cat's and caregiver's veterinary experience, starting and ending at home. The outcome is improved feline healthcare through more frequent veterinary visits and client loyalty. Working cooperatively with cats to promote their physical and emotional safety during veterinary visits also increases team satisfaction, efficiency, and safety.
- 8:00 – 8:50 am** **A** **FCGS: Current Diagnosis & Treatment Recommendations**, *Dr. Jamie Berning*  
Attendees will gain an in-depth understanding of feline chronic gingivostomatitis (FCGS), a complex and challenging disease. We will discuss the latest diagnostics and protocols for confirming FCGS and how to differentiate it from other oral conditions. Treatment recommendations will cover both medical management and surgical interventions, with a focus on maximizing long-term outcomes. Emphasis will be placed on approaches to managing this painful condition and improving the quality of life for affected cats..
- B** **Successful Incorporation of a Dental Service in Primary Care Practice**, *Dr. Katie Knutson*  
Dental procedures are often seen as bottlenecks within a practice. They are unpredictable, causing chaos within the entire hospital. They make people irritated and anxious before the patient is even admitted. This talk will focus on using systems to eliminate chokepoints, making dentistry the favorite service of the hospital.
- T** **Oral Exam, Charting, & Dental Nerve Blocks**, *Jan Yaroslov, RVT*  
The steps of performing a complete oral exam in the feline patient and the importance of identifying normal anatomy will be highlighted. This session will also discuss dental charting, nomenclature, and dental abbreviations to be used for documentation of the dental procedure in the medical record. Locations and techniques for dental nerve blocks will be covered as well.
- 8:55 – 9:45 am** **A** **Uterine-derived Stem Cells for the Management of Refractory FCGS**, *Dr. MJ Redman*  
This session will include a review of the clinical signs, diagnostic findings, and possible etiologies of feline chronic gingivostomatitis (FCGS). Recommended treatment options including surgical and medical management will be covered. Discussion of the management of refractory FCGS will include the definition of this term followed by a presentation of the results of clinical trials using uterine-derived stem cells to treat cats with refractory FCGS.
- B** **Overcoming Challenges in the Dental Operatory**, *Dr. Kate Knutson*  
A primary care facility faces challenges not seen in a standalone dental clinic. The common scenario of attending CE, listening to an enthusiastic dentist talking teeth, and wanting to bring all the new information home is so exciting. Every tooth is a patient and you are in love with all 30 of them. That is, until back at work and the great things learned are met with both active and passive resistance. By identifying and eliminating various obstacles that should not be barriers, members in the dental suite can focus on maintaining or restoring the health of their patients. And those exciting CE talks? Bring them on.

## SUNDAY, SEPTEMBER 21, 2025 continued

- 8:55 – 9:45 am** **T Proactive Lifetime of Guidance: Cat Friendly Dental Home Care**, Jan Yaroslov, RVT  
Caregiver education is an important responsibility of the veterinary technician. It is important to provide guidance on practical, achievable lifetime dental home care techniques to empower the caregiver. The goal is to preserve or improve the cat's dental health. Cat Friendly ways to improve the experience will be covered.
- 10:15 – 10:40 am** **T Timely Topics Technician Edition: Pathway to Feline VTS**, Jan Yaroslov, RVT  
Are you a veterinary technician interested in becoming an AVTCP Feline VTS? Come join us for this informative session. The requirements for application and credentialing will be discussed, followed by a question-and-answer period.
- 10:45 – 11:35 am** **A Dental Radiograph Interpretation**, Dr. Jamie Berning  
This session will enhance your ability to interpret feline dental radiographs, which are essential for diagnosing a wide range of oral diseases. We will cover common radiographic findings, how to identify subtle lesions, and discuss the limitations of radiography in feline dentistry. You will learn how to effectively integrate radiographic information into your clinical practice, improving your ability to make accurate diagnoses and treatment plans for dental disease in cats.
- B Comprehensive Pain Control for Feline Oral Disease**, Dr. Naomi Hoyer  
Chronic pain and inflammation can be very challenging to evaluate effectively in cats. This is especially true regarding oral disease. Analgesia is critically important when managing oral disease, both in the perioperative period, but also in cases where an anesthetized procedure may not be possible. This lecture will address a variety of analgesia modalities in feline oral disease, from medications that manage chronic, untreatable pain, to regional blocks administered during oral surgery. You will leave feeling confident about how to manage pain in feline oral disease.
- T The Far-reaching Effects of Hypothermia**, Sarah Harris, CVT  
Hypothermia is frequently encountered in veterinary medicine, yet its full impact on patients is often underestimated. This lecture will explore the causes of hypothermia, its systemic effects, and effective methods for prevention and correction. Special focus will be placed on high-risk patients, including critically ill, surgical, geriatric, neonatal, and cats who can be particularly vulnerable to temperature fluctuations. Whether you're a beginner or an experienced veterinary technician, this session will offer valuable insights into the thermoregulatory system and provide practical strategies for better supporting patients affected by hypothermia, with specific attention to the needs of feline patients.
- 11:40 – 12:30 pm** **A Oral Conditions in Young Cats**, Dr. Jamie Berning  
In this lecture, we will focus on common and less common oral conditions seen in young cats, from neonates to adolescents. You will learn to differentiate normal developmental changes from pathological conditions, such as congenital malocclusions, dental resorptive lesions, and persistent deciduous teeth. Additionally, we will review the appropriate diagnostic tools and treatment protocols to manage oral health in kittens and young adults, emphasizing early intervention to promote long-term dental health.
- B Tooth Resorption in Cats: Diagnosis & Management**, Dr. Naomi Hoyer  
Tooth resorption is a complicated, poorly understood oral disease that is commonly seen in feline patients. There are numerous staging and grading systems that have been developed, but that information can be confusing when looking at a radiograph and trying to decide the appropriate treatment. This lecture will focus on the diagnosis of tooth resorption, not only on the oral examination, but also radiographically. We will review clinical images to assist in treatment planning. You will leave feeling confident about clinical and radiographic diagnosis of tooth resorption.
- T Volume Responsiveness: Recognizing & Responding to Hypoperfusion**, Sarah Harris, CVT  
Fluid therapy is essential in veterinary care, and veterinary technicians play a vital role in assessing hydration status and monitoring patients receiving fluids. This lecture will focus on the unique challenges and considerations when managing feline patients, who are particularly susceptible to fluid overload. You will learn how to recognize and respond to hypoperfusion and hypotension in cats, with a strong emphasis on understanding key perfusion parameters. The session will cover various treatment options and interventions, emphasizing how to tailor fluid therapy to meet the specific needs of feline patients, ultimately improving outcomes and preventing potential complications.
- 12:45 – 1:35 pm** **L Hypercalcemia in Cats: What's New?**, Dr. Dennis Chew  
Join us as we dive into the latest insights on hypercalcemia in cats! We'll explore the most common causes, including idiopathic hypercalcemia (IHC), chronic kidney disease (CKD), malignancy-associated and primary hyperparathyroidism, and how to differentiate between them. This seminar will shine a spotlight on IHC and CKD, highlighting our new understanding of how dietary calcium content (mg/100 kcal) and the Ca:P ratio play a role in hypercalcemia and its treatment through dietary changes. While alendronate can effectively restore normal calcium levels in cats with IHC, it comes with significant side effects that may make it less appealing. We'll also discuss the benefits of measuring ionized calcium over total calcium.
- L Utilizing TSH: A New Approach to Thyroid Disease**, Dr. Jessica Quimby  
Thyroid-stimulating hormone (TSH) measurement can aid in the diagnosis of thyroid disease in cats, particularly in distinguishing euthyroid from hypothyroid or hyperthyroid states, providing additional insight in ambiguous cases or when monitoring treatment response. In this session we will discuss utilizing this test in a variety of clinical scenarios to hone management of thyroid disease.



## SUNDAY, SEPTEMBER 21, 2025 continued

- 12:45 – 1:35 pm** **L Tackling Feline Dentistry Cases: A Case-based Presentation Incorporating Pain Management**, *Dr. Jessica Johnson*  
Join us as we dive into real cases from a bustling dental specialty practice in Dallas/Fort Worth, showcasing the journey from initial presentation to anesthesia findings. Experience a real-world exploration of pain management strategies before, during, and after anesthesia. Follow each case—from the first exam and advanced imaging, through biopsy techniques and results, to final outcomes. Dental detectives welcome!
- 1:45 – 2:35 pm** **A Malocclusions: Diagnosis & Management**, *Dr. Jamie Berning*  
This session will focus on the identification, diagnosis, and management of malocclusions in cats, including those that lead to functional and painful issues. You will learn how to recognize malocclusions during routine exams, understand their impact on a cat's oral health, and explore the best management strategies available. We will also cover when surgical correction is appropriate and discuss the different options for correcting dental alignment to improve function and reduce pain in affected cats.
- B Making Feline Extractions Less Like Pulling Teeth: Instrumentation & Equipment**, *Dr. Naomi Hoyer*  
Dental extractions are one of the most frequently performed surgeries in general practice. However, many veterinarians struggle feeling comfortable performing extractions in cats. This lecture will focus on the steps of a complete extraction, and the instrumentation and equipment necessary to make each step easier. This lecture will also use clinical images to recommend flap design for extractions of a variety of challenging-to-extract teeth. You will leave feeling confident about the steps of an extraction and what piece of equipment to reach for!
- T Practical Dental Tips: Maintenance & Troubleshooting of Dental Equipment & Instruments**, *Jan Yaroslov, RVT*  
Keeping dental equipment and dental instruments maintained is integral in providing excellent dental care in the veterinary hospital. Proper use, maintenance, and troubleshooting of dental equipment will be discussed. Dental hand instrumentation identification and sharpening will also be covered in this session.
- 2:40 – 3:30 pm** **A Feline Dental Trauma Management**, *Dr. Jamie Berning*  
This lecture will address the management of dental trauma in cats, a condition that presents unique challenges. You will learn about the most common types of dental injuries, including fractured and luxated teeth and fractured jaws. Dr. Berning will provide guidelines on immediate treatment protocols, long-term care, and how to manage complications such as infection or pulp exposure, ensuring optimal outcomes for traumatic dental injuries.
- B Oral Tumors in Cats: Recognition & Diagnosis**, *Dr. Naomi Hoyer*  
Oral tumors in cats are frequently diagnosed after they have begun to cause significant clinical signs because of the infrequency of cat visits to the veterinary hospital and the challenges with examining the oral cavity of cats. This lecture will focus on the critical role that regular oral exams have on early diagnosis of oral tumors. Common feline oral tumors and their clinical manifestations and diagnosis will be discussed focusing on clinical images. You will leave feeling confident about how to approach a feline oral tumor.
- T Dental Radiography: Tips & Tricks**, *Jan Yaroslov, RVT*  
Do you struggle with obtaining diagnostic dental x-rays? Producing quality dental radiographs can seem frustrating at times. Practical tips for positioning, including troubleshooting, will be covered.

Registration costs for attending are listed below. All attendees who register for the in-person Conference will also receive Virtual Access, which will become available about 4-5 weeks after the conclusion of the in-person Conference. More details on the on-demand Virtual Access can be found on the Conference website at [catvets.com/conference2025](http://catvets.com/conference2025).

In-person Registration		EARLY BIRD (BY 8/15/25)	REGULAR (AFTER 8/15/25)
<b>Pre-conference Day (Thursday)</b>			
	Veterinarian Member	\$180	\$199
	Veterinarian Non-member	\$230	\$249
	Technician/Manager/Other Support Staff Member	\$109	\$119
	Technician/Manager/Other Support Staff Non-member	\$129	\$139
	Student	\$ 45	\$ 55
<b>Three-Day Conference (Friday - Sunday)</b>			
<b>Veterinarian</b>	Member	\$639	\$689
	Non-member	\$759	\$799
	One-day/Two-day Registration (per day)	\$289	\$309
<b>Technician/Nurse</b>	Member	\$269	\$299
	Non-member	\$329	\$369
	One-day/Two-day Registration (per day)	\$129	\$139
<b>Practice Manager &amp; Other Support Staff</b>	Member	\$249	\$279
	Non-member	\$299	\$329
	One-day/Two-day Registration (per day)	\$119	\$129
<b>Student</b>		\$109	\$129
<b>Additional Items &amp; Events</b>			
Introduction of Ultrasound to the Feline Urinary Tract (2 Sessions; Limited to 24 each)	Veterinarian	\$159	\$169
	Technician	\$ 99	\$109
Hands-on Feline Orthopedic Evaluation Workshop (Limited to 30)		\$475	\$485
Cat Friendly Interactions & Handling Workshop for Technicians (Limited to 36)		\$ 79	\$ 89
Feline Veterinarian Bootcamp for New Graduates (Limited to 30)	Member	\$399	\$399
	Non-member	\$549	\$549
Masterclass: Subtleties of Feline CKD Management (Limited to 22)		\$159	\$169
Yoga - Friday and/or Saturday (Waiver must be submitted)		FREE	FREE
Lunch & Learn (Limited to 125 people each... Maximum of 2 sessions per person, one per day)		FREE	FREE
Guest Registration (Friday - Sunday)*		\$319	\$339
Guest Ticket (Thursday and/or Friday Reception)		\$ 49 each	\$ 55 each
Printed Proceedings Book		\$ 65	\$ 65
FelineVMA T-Shirt	Short sleeve	\$ 25	
	Long sleeve	\$ 35	

\*Guest Registration includes meals, the Exhibit Hall, and onsite receptions only, Friday through Sunday. The guest must be affiliated with a registered attendee.

If you are not a member of the FelineVMA and wish to become a member, you can purchase membership at the same time as the Conference registration and receive the reduced member rate.

## Cancellation Policy

Cancellation must be received in writing via email at [info@catvets.com](mailto:info@catvets.com). In-person Registration cancellations received by Friday, August 15, 2025 have two options:

- Receive a refund for registration fees minus a \$75 administrative fee.
- Transfer your registration to the On-Demand Virtual Access and receive a partial refund for the remaining balance minus a \$15 administrative fee.

Cancellations received after Friday, August 15, 2025 are not eligible for refund, but the registration fees may be transferred to the On-demand Virtual Access (details available in May 2025 at [catvets.com/conference2025](http://catvets.com/conference2025)).

## Contribute to the FelineVMA Student Travel Fund

It is often cost-prohibitive for students to attend the FelineVMA Annual Conference as they cannot cover their travel expenses. The Student Travel Fund is a way to award stipends to ensure students can benefit from top-notch feline education. FelineVMA Members and Conference Attendees can contribute to this Fund via Conference Registration and Membership Renewal to help our Student Chapter Members overcome this barrier to the education and networking that are so valuable to young people in our profession.

Thank you for considering investing in the next generation of veterinary professionals to ensure a bright future for feline medicine.

*Please note the FelineVMA is a 501(c)(6) and contributions are not deductible as charitable donations. Please consult your tax advisor if you have specific questions.*

## Conference Add-ons

### Workshops

#### **Hands-on Feline Orthopedic Evaluation Workshop**



The approach to a clinically meaningful and efficient orthopedic evaluation of the cat will be discussed. The components of capturing a relevant history, observation of the cat, and the hands-on examination will be presented and discussed. Delegates will gain hands-on (yes, live cats) and expert guided experience in techniques for successful orthopedic/osteoarthritis examinations. Cat Friendly and staff friendly approaches will be emphasized. Learn how to augment your feline practice and build stronger client bonds with your cat caregivers. Review tools and protocols to optimize outcomes for your feline osteoarthritic patients.

Separate registration is required and this Workshop is not included in Pre-conference Day registration. The Workshop will take place on Thursday, September 19 from 7:45 – 11:45 am and a light breakfast will be provided. Make sure you return your registration form early to get a seat in the Workshop. Attendance is on a first-come, first-served basis and Conference registration is required (limited to 30 registrants).

**Ticket Price: \$475 – Early-bird; \$485 – Regular**

#### **Introduction of Ultrasound to the Feline Urinary Tract Workshop**



The use of point-of-care ultrasound (POCUS) is steadily growing in veterinary general practice, thanks to advances in technology that have made ultrasound more accessible and user-friendly. While many veterinarians are eager to incorporate ultrasound into their practice, they often aren't sure where to begin. This Workshop will focus on ultrasound scanning techniques for the kidneys and bladder with a strong emphasis on the bladder. Participants will learn fundamental scanning techniques, how to obtain accurate measurements, and how to identify common conditions affecting the upper and lower urinary tract. Additionally, participants will have access to multiple phantom models including a kidney model, bladder phantoms (some normal, some with pathology), target phantoms, and vascular phantoms to practice needle techniques.

Separate registration is required. There will be two Workshops presented on Saturday, September 20th from 8:10 – 10:00 am and 3:10 – 5:00 pm. Be sure to register early to get a seat (limited to 24 in each Workshop). Attendance is on a first-come, first-served basis and Conference registration is required.

**Ticket Price: \$159 – Veterinarian Early-bird; \$169 – Veterinarian Regular; \$99 – Technician Early-bird; \$109 – Technician Regular**

#### **Cat Friendly Interactions & Handling Workshop for Technicians**



The goals of Cat Friendly handling are to minimize feline stressors and to promote positive veterinary experiences for cats, subsequently increasing feline welfare, caregiver loyalty, and human safety. More appropriate handling techniques are provided for cats that continue to display fear or other negative emotions despite our best efforts. Understanding the cat is the foundation of feline handling principles and techniques. Cats are unique animals because they are the only solitary hunter that can live amicably with people. They have strong survival instincts and protective mechanisms when they perceive threats which are not uncommon during veterinary visits. This hands-on Workshop will begin with an updated summary presentation to help understand cats and why certain handling techniques work best. This will be followed by a breakout into small groups with demonstration of multiple techniques; each attendee will then have the opportunity to apply those techniques utilizing live cats.

Separate registration is required to attend this event. This Workshop will be presented on Sunday, September 21 from 7:30 - 10:30 am. Make sure to register early to get a seat in the Workshop. Attendance is on a first-come, first-served basis and Conference registration is required (limited to 36 registrants).

**Ticket Price: \$79 – Early-bird; \$89 – Regular**

### Masterclass & Bootcamp

#### **Masterclass: Subtleties of Feline CKD Management**



Attendees of this Masterclass will benefit from a focused learning environment with limited participants, ensuring interactive discussions. This exclusive setting allows for in-depth exploration and analysis of the complex subtleties in management, expert insights, and real-life case studies of chronic kidney disease in cats. Participants will have ample opportunities to engage with the speakers, ask questions, work through cases, and share experiences, enhancing their ability to provide optimal care for feline patients.

Separate registration is required to attend this event. This Masterclass will be presented on Saturday, September 20 from 3:00 - 5:00pm. Make sure to register early to get a seat. Attendance is on a first-come, first-served basis and Conference registration is required (limited to 22 registrants).

**Ticket Price: \$159 – Early-bird; \$169 – Regular**



## Conference Add-ons

### Masterclass & Bootcamp continued

#### Feline Veterinarian Bootcamp for New Graduates



Are you a recent veterinary graduate with a passion for feline medicine? Join our exclusive Feline Veterinarian Bootcamp, designed to provide you with real-world experience, learning from top experts, and connecting with fellow new graduates who share your passion for cats. Navigating the path to a diagnosis, and subsequent management and treatment, involves critical thinking and methodically working through cases. This Bootcamp is tailored for new graduates to help you understand where to begin with common diagnoses and how to approach the diagnostic process effectively. Enhance your knowledge and practical skills in a supportive and collaborative environment, setting the stage for a successful and fulfilling career in feline medicine.

You must meet the following prerequisites to register for the Bootcamp:

- Recent graduate 5 years or less out of veterinary school at the time of the Bootcamp
- Must have acquired the Cat Friendly Veterinarian® Certificate by July 1, 2025
- Agree to share your contact information with the Sponsor
- Complete a survey after the Bootcamp

Separate registration is required to attend this event. This Bootcamp will take place on Thursday, September 18 from 7:45 - 11:45 am. Make sure to register early to get a seat. Attendance is on a first-come, first-serve basis and Conference registration is required (limited to 30 registrants). More details are available on the FelineVMA website here.

**Ticket Price: Members - \$399; Non-member - \$549**

## Lunch & Learn Sessions

### Friday, September 19

**Lunch & Learn #1:** Boehringer Ingelheim is sponsoring *Dilemmas in Diabetes Decision Making: How to Individualize Treatment for Your Diabetic Patients*, presented by Dr. Catharine Scott-Moncrieff. For a detailed description, see page 8.



**Lunch & Learn #2:** IDEXX is sponsoring *The FeLV Lifetime Study: Antigen Concentration & Proviral Load at Time of Diagnosis Predict Survival Time*, presented by Drs. Missy Beall & Julie Levy. For a detailed description, see page 8.



**Lunch & Learn #3:** Zoetis is sponsoring *What's New with Infectious GI Diseases in Cats?*, presented by Dr. Michael Lappin. For a detailed description, see page 8.



### Saturday, September 20

**Lunch & Learn #1:** Dechra is sponsoring *Targeting Toxins: Gut-driven Strategies to Reduce Uremic Burden in Cats with CKD*, presented by Dr. Stacie Summers. For a detailed description, see page 11.



**Lunch & Learn #2:** Merck is sponsoring *Staying Pawsitive about Feline Leukemia Virus*, presented by Dr. Petra Cerna. For a detailed description, see page 11.



**Lunch & Learn #3:** Purina is sponsoring *What's New in the Management of Cats with Chronic Upper Respiratory Infections*, presented by Dr. Michael Lappin. For a detailed description, see page 11.



### Sunday, September 21

**Lunch & Learn #1:** Zoetis is sponsoring *Hypercalcemia in Cats: What's New?*, presented by Dr. Dennis Chew. For a detailed description, see page 13.



**Lunch & Learn #2:** Zomedica is sponsoring *Utilizing TSH: A New Approach to Thyroid Disease*, presented by Dr. Jessica Quimby. For a detailed description, see page 13.



**Lunch & Learn #3:** Elanco is sponsoring *Case-based Approaches to Feline Dental Pain Management*, presented by Dr. Jessica Johnson. For a detailed description, see page 14.



Separate registration is required to attend these events and space is limited in each session. Make sure you register early to participate in a Lunch & Learn. **We ask that you please limit your registration to two Lunch & Learn sessions over the three days so others have the opportunity to attend.** If you register for more than two, additional sessions will be removed from your registration and selected at random. Attendance is on a first-come, first-served basis and Conference registration is required.

**Ticket Price: FREE** (Limited to 125 registrants each).

## Early Riser Yoga Classes



Start your day the zen way with a free yoga class. Suitable for all abilities, this class includes breath control, simple meditation, and the adoption of specific bodily postures, practiced for health and relaxation. This session will be easy to follow, for all ages, and anyone from beginners to advanced workout enthusiasts are welcome. There will be two Yoga classes – Friday, September 19 and Saturday, September 20 from 6:00 - 7:00 am; both located in Willamette 1 in the Hyatt Regency Hotel. Why not meet up with your colleagues and enjoy a relaxing time before a full day of CE?

Attendees must pre-register for this event and must complete a waiver to participate.

**Ticket Prices: FREE (waiver required)**

## Included in Your Registration

### Breakfast Symposia

Back by popular demand, sponsored Breakfast Symposia lectures will be complimentary for all attendees. Join us for presentations on *Conflicting Comorbidities Tips & Tricks for Managing Your Complicated Kitty Patients* sponsored by Zoetis and *Best Kept Secrets in Healthy Cat Nutrition* sponsored by Royal Canin.



### Conference App

The Conference App is back! Within the App you will have access to the schedule, speakers, floor plan, and evaluation; the ability to chat with attendees, receive announcements and reminders, and even interact with others through posting photos, suggesting meet-ups, or adding topics for discussion. Access details will be emailed prior to the Conference.

### Wi-Fi Access

Complimentary Wi-Fi will also be provided to all attendees in the Convention Center Ballroom space and Exhibit Hall. This Wi-Fi is sponsored by Dechra.



### Meals

Your Conference registration includes breakfast and lunch all three days of the general Conference. A large variety of hot and cold items are served, including vegetarian, vegan, and other healthy alternatives. Coffee breaks and receptions are also provided. Pre-conference Day, which is an additional fee (not included in the Three-day Conference), includes lunch and a coffee break with a snack in the afternoon.

### Welcome Reception

All attendees are invited to the Welcome Reception located at the Convention Center Ballroom Plaza hosted by Boehringer Ingelheim on Thursday, September 18. Refreshments and appetizers will be provided while you have the opportunity to network and socialize with friends and meet new colleagues.



### Happy Hour Reception

All attendees are invited to this reception co-sponsored by Bionote, Merck and Purina on Friday, September 19 in the Exhibit Hall. Refreshments and appetizers will be provided as you to visit with exhibitors and colleagues. We encourage all Conference attendees to make the most of this time to ask questions, test equipment, create relationships, and learn about new products. A special raffle card will be provided during this reception so you can visit the Sponsor's booths, obtain a unique stamp, and submit the card for additional prizes that night.



### Giveaways & Raffle Prizes

Attendees will receive a plethora of giveaways with your registration materials. Raffle prizes will also be awarded, so be sure to visit the Exhibit Hall to stamp your Exhibit Passport, included in your registration materials onsite, for your chance to win! The Conference also offers a dynamic mix of fun and interactive experiences that will bring energy, creativity, and connection to your days.

### Conference Proceedings

Proceedings Notes are provided to each attendee. Since we know you cannot be in two places at one time, the notes will be included in the Conference proceedings so you will not miss out on any valuable information. Access includes:

- 1. Online Proceedings:** Each registered attendee will receive an email approximately three weeks prior to the event with complimentary online access. **You MUST print out these notes if you want the proceeding notes onsite (unless you have pre-purchased a printed book).**
- 2. Printed Book:** You may pre-purchase a Printed Proceedings Book for \$65.00, which will be provided to you when you register onsite. If you purchase a Proceedings Book but do not attend the conference there will be a \$20 shipping and handling fee.

### Exhibit Hall

Each registered attendee has full access to our busy Exhibit Hall. The Exhibit Hall will be open during coffee breaks, lunches, and the Friday Happy Hour Reception. A full list of exhibiting companies can be found at [catvets.com/conference2025](http://catvets.com/conference2025). *Please note: the FelineVMA does not endorse the products or services of the companies that exhibit.*

Friday, September 19, 2025

Saturday, September 20, 2025

Sunday, September 21, 2025

Exhibits open 9:30 am to 6:30 pm

Exhibits open 10:00 am to 3:15 pm

Exhibits open 9:45 am to 1:45 pm

### On-demand Virtual Access

On-demand Virtual Access will be available to all in-person registered attendees. The Conference **will not be live-streamed** but the sessions in the main three ballrooms will be available on-demand approximately 4-5 weeks following the in-person Conference. There will be a total of 54 sessions available on-demand. Sessions from the Pre-conference Day (Thursday 9/18), Lunch & Learn sessions, and Workshops, Masterclass, and Bootcamp will not be available on-demand. More information can be found on the FelineVMA website.

Continuing Education Credits

This Conference will be submitted (but not yet approved) for 33.5 continuing education credits in jurisdictions that recognize AAVSB RACE approval; however, participants should be aware that some boards have limitations on the number of hours accepted in certain categories and/or restrictions on certain methods of delivery of continuing education. Contact FelineVMA Headquarters for further information at [conference@catvets.com](mailto:conference@catvets.com). Once obtained, the program approval number will be listed on the Conference website at [catvets.com/conference2025](http://catvets.com/conference2025) and on the CE form.

<b>Pre-conference Day</b>	Thursday, September 18, 2025	Up to 9.5 CE Hours
<b>General Conference</b>	Friday, September 19, 2025	Up to 7.5 CE Hours
	Saturday, September 20, 2025	Up to 8 CE Hours
	Sunday, September 21, 2025	Up to 8.5 CE Hours

Event Policies and Attendee Guidelines

The FelineVMA is dedicated to providing a safe and productive environment for everyone attending our events. To help ensure all attendees have a pleasant Conference experience, we ask you to please read through and abide by our Conference policies and attendee guidelines. They include, but are not limited to: General Policies, Code of Conduct, Cancellations & Refunds, Americans with Disabilities Act, Children in Sessions, Animals at the Conference, and Consent to Use Photographic Images. These can be read at [www.catvets.com/education/conference/policies](http://www.catvets.com/education/conference/policies). You will be required to confirm you will adhere to these policies when you register online.

Additional Things to Note

- Dressing in layers at the Conference is recommended due to room temperature variations.
- Please note that children are not permitted in the educational session rooms – see the Event Policies link above for more details.
- Nursing mothers can reach out to [conference@catvets.com](mailto:conference@catvets.com) for information about accommodations.
- Before bringing a pet to the Conference, and after reading our Animals at the Conference Policy, you must reach out to [conference@catvets.com](mailto:conference@catvets.com) for the policies at the Convention Center before attending.
- The FelineVMA will work closely with the venue to create menus that can be enjoyed by all attendees while keeping in mind the most common food allergies and restrictions including vegetarian and vegan options, and nut and seafood allergies. If you have a food allergy or dietary restriction, you must note this when registering for the Conference. We can work closely with the event venue to try and provide meals that accommodate individual restrictions as best as possible with proper advanced notice. Please note, onsite requests cannot be accommodated.

The listing of speakers with their bios as well as the hotel and travel information  
can be found on the FelineVMA website at  
[catvets.com/conference2025](http://catvets.com/conference2025)