
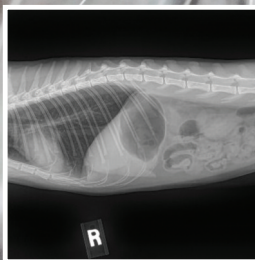



AMERICAN ASSOCIATION OF FELINE PRACTITIONERS



The Ins and Outs of Feline Nutrition and Gastroenterology

7th WORLD FELINE VETERINARY CONFERENCE



REGISTRATION BROCHURE

October 12 – 15, 2023

Renasant Convention Center • Memphis, TN

www.catvets.com/conference2023



American Association of Feline Practitioners®

We would like to recognize and thank the following companies for their sponsorships.

Platinum Partnership Sponsors



Thursday Welcome Reception; Pre-conference Day Seminar & Social - Diabetes Masterclass, Drs. Ellen Behrend, Audrey Cook, Patty Lathan, Thomas Schermerhorn, Catharine Scott-Moncrieff & Cynthia Ward; Lunch & Learn with Diabetes Masterclass Speakers; Nutritional Management of Diabetes Mellitus, Dr. Audrey Cook; Discussing Diabetes Mellitus: Empowering Technicians, Dr. Ken Yagi; All Coffee Breaks; Tote Bags; Hotel Key Cards



Breakfast Symposium on Constipation, Dr. Ashlie Saffire; Early Career Veterinarian Scholarship Program; Student Award Program; Cat Friendly Interactions & Handling Workshop, Dr. Ilona Rodan; Nursing & Nutrition for the Critical Feline Patient Who Just Won't Eat!, Dr. Ashlie Saffire; Feline Chronic Enteropathy, Dr. Craig Webb; Nutritional Management of the Comorbid CKD Patient & Harnessing the Power of Fiber to Manage GI Disease, Dr. Valerie Parker; Approach to the Vomiting Cat: Causes, Treatment, & Management & Approach to Diarrhea in Kittens, Dr. Adam Rudinsky; No Way Out! Constipation, Obstipation, Megacolon: Panel Discussion, Drs. Adam Rudinsky, Betsy Swanson, and Craig Webb



Hands-on Feline Orthopedic Evaluation Workshop with Drs. Duncan Lascelles and Margaret Gruen; Lunch & Learn with Speaker Dr. Tracey Deiss; Breakfast Symposium on Osteoarthritis, Drs. Joyce Login and Michelle Meyer

Gold Partnership Sponsors



Friday Happy Hour Reception; Lunch & Learn, Dr. Cynthia Ward



Lunch & Learn, Dr. Jessica Pritchard; Nutritional Management of Hypercalcemia, Dr. Valerie Parker; Nuanced Nutrition: Calcium Oxalate Urolithiasis & Cobalamin: Diagnostic & Therapeutic Implications, Dr. Audrey Cook; Conference Wi-Fi in Convention Center; Notepad & Pen



Lunch & Learn, Drs. Elizabeth Schooley & Kelly St. Denis; The Feline Philosophy Behind Diagnosing GI Disease & Diagnostic Dilemmas: The History, Mystery, & Bemoaning of Feline Triaditis, Dr. Craig Webb; Interpreting Liver Biopsies, Feline Pancreatic Disease: Familiar Friends & Missed Connections, & Approach to the Yellow Cat, Dr. Adam Rudinsky



Pre-conference Day Early Morning Learning Sessions with Speakers Drs. Melissa Hall & Natalie Marks; Cat Friendly Interactions & Handling Workshop, Dr. Ilona Rodan



Lunch & Learn, Dr. Sheryl Gamble; Water Bottles

Silver Partnership Sponsors



Food for Thought Luncheon, Dr. Vicky Ograin; Critical Nutritional Foundations for Every Cat & Use of Assisted Enteral Nutrition, Dr. Valerie Parker; Treating the Itchy Cat: A Review & Update on Treatment Options, Dr. Sara Ramos; Oncology Nutrition Management Cats with Cancer, Dr. Catherine Ruggiero



Lunch & Learn, Dr. Alison Manchester; Nutritional Management of Chronic Enteropathies, Dr. Valerie Parker; Diagnostic Testing in Feline Chronic Enteropathy Demonstrates Evolution from Inflammatory Bowel Disease to Intestinal Lymphoma, Dr. Anne Avery; Speaker, Dr. Michael Lappin

Bronze Partnership Sponsors



Lunch & Learn, Dr. Matt McGlasson



Lunch & Learn, Dr. Kelly St. Denis; The Cat is Losing Weight: Is it GI or FHT, or Both?, Dr. Kelly St. Denis



Cat Friendly Interactions & Handling Workshop, Dr. Ilona Rodan; Speaker Ms. Ellen Carozza



Stem Cells in Feline GI Disease & FMT: What's Coming Down the Pipeline, Dr. Craig Webb

Conference Sponsors



Friday Morning Breakfast



Modifying the Microbiome: The Role of Probiotics in Feline Practice, Dr. Audrey Cook



Management of Liver Disease, Dr. Adam Rudinsky



Technician Student Scholarship Program



Emerging or Just Ignored: Ductal Plate Malformations, Dr. Adam Rudinsky



The Feline Pyramid of Poop, Dr. Craig Webb



Media Sponsor

Conference Partners



Schedule is in Central Daylight Time

TIME	SESSION TITLE		SPEAKER	ROOM	SPONSOR/ PARTNER
7:45 - 11:45 am	Hands-on Feline Orthopedic Evaluation Workshop**	IPO	Drs. Duncan Lascelles & Margaret Gruen	110 & 111	zoetis
PRE-CONFERENCE DAY*					
10:00 - 11:45 am	Early Morning Learning Sessions				
10:00 - 10:50 am	The Allergic Patient: New Insights in Skin Barrier Science	LS	Dr. Melissa Hall	Ballroom B	
10:55 - 11:45 am	Serenity Now! A Deeper Dive into the Peaceful Practice	LS	Dr. Natalie Marks	Ballroom B	
11:45 - 1:15 pm	Food for Thought Luncheon				
12:15 - 1:15 pm	Nutritional Counselor Program: Get Inspired to Run your Own Nutritional Consultations	LS	Vicky Ograin	Ballroom B	
1:30 - 5:30 pm	Seminar & Social				
1:30 - 2:00 pm	Diabetes Masterclass: Oral Hypoglycemics - An Overview	LS	Dr. Audrey Cook	Ballroom B	
2:00 - 3:15 pm	Diabetes Masterclass: SGLT-2 Inhibitors - Safety & Efficacy Data	LS	Drs. Ellen Behrend & Patty Lathan	Ballroom B	
3:15 - 3:45 pm	Refreshment Break				
3:45 - 4:10 pm	Diabetes Masterclass: Getting Started & Monitoring	LS	Dr. Cynthia Ward	Ballroom B	
4:10 - 5:00 pm	Diabetes Masterclass: Troubleshooting & Complications	LS	Drs. Thomas Schermerhorn & Catharine Scott-Moncrieff	Ballroom B	
5:00 - 5:30 pm	Diabetes Masterclass: Panel Discussion		Diabetes Masterclass Speakers	Ballroom B	
5:30 - 7:00 pm	Welcome Reception <i>All attendees invited</i>			Riverview Lobby	

LS Live Streamed

IPO In-person Only

Sessions and speakers are subject to change.

*In-person attendees need to register for Pre-conference Day if they would like to attend. Additional fees apply.

**Separate Registration Required from Pre-conference Day. Additional fees apply.

Schedule is in Central Daylight Time

TIME	SESSION TITLE		SPEAKER	ROOM	SPONSOR/ PARTNER
6:00 - 7:00 am	Early Riser Yoga Class*	IPO		Sheraton Hotel - Heritage Ballroom	
7:15 - 8:00 am	Continental Breakfast			Ballroom Foyer	TRIVIUM VET
8:00 - 8:15 am	President's Address	LS	Dr. Kira Ramdas	Ballroom A & B	
8:15 - 9:30 am	Critical Nutritional Foundations for Every Cat	LS	Dr. Valerie Parker	Ballroom A & B	Hills <small>Transforming Lives</small>
9:30 - 11:00 am	Networking Refreshment Break			Exhibit Hall	Boehringer Ingelheim
11:00 - 11:50 am	Nutritional Management of the Comorbid CKD Patient	LS	Dr. Valerie Parker	Ballroom A	ROYAL CANIN
	Nutritional Idiosyncrasies & the Role in Obesity, Diabetes Mellitus, & Hepatic Lipidosis	LS	Dr. Adronie Verbrugghe	Ballroom B	EveryCAT <small>HEALTH FOUNDATION</small>
11:55 - 12:45 pm	Use of Assisted Enteral Nutrition	LS	Dr. Valerie Parker	Ballroom A	Hills <small>Transforming Lives</small>
	Do Nutrients & Ingredients Matter for Weight Loss? How to Select a Diet	LS	Dr. Adronie Verbrugghe	Ballroom B	EveryCAT <small>HEALTH FOUNDATION</small>
12:45 - 2:10 pm	Lunch			Exhibit Hall	
1:00 - 2:00 pm	<i>Lunch & Learn #1:</i> * Velagliflozin: An Oral Solution for the Diabetic Cat	IPO	Diabetes Masterclass Speakers	102 - 104	Boehringer Ingelheim
1:00 - 2:00 pm	<i>Lunch & Learn #2:</i> * Evolving the Feline MDB: Purrfect Balance for Your Patient Assessment	IPO	Drs. Elizabeth Schooley & Kelly St. Denis	105 - 107	IDEXX
1:00 - 2:00 pm	<i>Lunch & Learn #3:</i> * Calming Cats: The Impact of Transport & Anxiety on Our Cats, Cat Caregivers, & Practices	IPO	Dr. Tracey Deiss	113 - 115	zoetis
2:10 - 3:00 pm	Nutritional Management of Chronic Enteropathies	LS	Dr. Valerie Parker	Ballroom A	HILL'S PRO PLAN <small>VETERINARY DIETS</small>
	Feeding Comorbidities: Obese Cats with Other Diseases	LS	Dr. Adronie Verbrugghe	Ballroom B	
3:05 - 3:55 pm	Harnessing the Power of Fiber to Manage GI Disease	LS	Dr. Valerie Parker	Ballroom A	ROYAL CANIN
	Navigating Alternative Cat Foods: Intersection Between Cat Needs & Client Preferences	LS	Dr. Adronie Verbrugghe	Ballroom B	
3:55 - 4:40 pm	Networking Refreshment Break			Exhibit Hall	Boehringer Ingelheim
3:55 - 4:40 pm	Student Social <i>*All Students Invited to Attend</i>			Memphis Board Room	
4:40 - 5:30 pm	Nutritional Management of Hypercalcemia	LS	Dr. Valerie Parker	Ballroom A	Dechra
	Feeding the Allergic Cat	LS	Dr. Sara Ramos	Ballroom B	Hills <small>Transforming Lives</small>
5:30 - 6:45 pm	Happy Hour Reception			Exhibit Hall	Elanco

LS Live Streamed

IPO In-person Only

*Separate registration required. No fees associated.

Schedule is in Central Daylight Time

TIME	SESSION TITLE		SPEAKER	ROOM	SPONSOR/ PARTNER
6:00 - 7:00 am	Early Riser Yoga Class*	IPO		Sheraton Hotel - Heritage Ballroom	
6:45 - 8:00 am	Breakfast			Ballroom Foyer	
7:00 - 7:50 am	Breakfast Symposium: Controlling OA Pain in Cats: Where Do I Start?	LS	Drs. Joyce Login & Michelle Meyer	Ballroom B	zoetis
8:00 - 8:50 am	Nutritional Management of Diabetes Mellitus	LS	Dr. Audrey Cook	Ballroom A	Boehringer Ingelheim
	The Feline Philosophy Behind Diagnosing GI Disease	LS	Dr. Craig Webb	Ballroom B	IDEXX
	Technician: Sippin' Through Straws: Taking the Stress Out of Feline Neonate Tube Feeding	LS	Ellen Carozza	Ballroom C	sleepypod
8:55 - 9:45 am	Nuanced Nutrition: Calcium Oxalate Urolithiasis	LS	Dr. Audrey Cook	Ballroom A	Dechra
	The Feline Pyramid of Poop	LS	Dr. Craig Webb	Ballroom B	endoscopy support services, inc.
	Technician: Chew With Your Mouth Closed! Preventing Food Phobias & Fighting at the Dinner Table in the Multi-cat Household	LS	Ellen Carozza	Ballroom C	sleepypod
9:45 - 11:00 am	Networking Refreshment Break			Exhibit Hall	Boehringer Ingelheim
9:50 - 10:15 am	AAFP Membership Meeting	LS		Ballroom C	
10:20 - 10:50 am	ABVP: Is it for Me?	LS		Ballroom C	ABVP
11:00 - 11:25 am	Cobalamin: Diagnostic & Therapeutic Implications	LS	Dr. Audrey Cook	Ballroom A	Dechra
11:00 - 12:15 pm	No Way Out! Constipation, Obstipation, Megacolon: Panel Discussion	LS	Drs. Adam Rudinsky, Betsy Swanson, & Craig Webb	Ballroom B	ROYAL CANIN
	Technician: RECOVER CPR Guideline Updates: Feline Focus	LS	Ken Yagi	Ballroom C	NAVTA
11:25 - 12:15 pm	Modifying the Microbiome: The Role of Probiotics in Feline Practice	LS	Dr. Audrey Cook	Ballroom A	visbiome vet.
12:15 - 1:40 pm	Lunch			Exhibit Hall	
12:30 - 1:30 pm	Lunch & Learn #1:* Feline GI Immunity's Inextricable Links to Dietary & Microbiome Components	IPO	Dr. Alison Manchester	102 - 104	PRO PLAN VETERINARY DIETS
12:30 - 1:30 pm	Lunch & Learn #2:* Why is This Kitty Skinny? What Should I Do About It?	IPO	Dr. Jessica Pritchard	105 - 107	Dechra
12:30 - 1:30 pm	Lunch & Learn #3:* Let's Get Digital: How Smart Pet Tech Can Make a Big Impact on Cat Care	IPO	Dr. Sheryl Gamble	113 - 115	MERCK Animal Health
1:40 - 2:30 pm	Management of Liver Disease	LS	Dr. Adam Rudinsky	Ballroom A	wedgewood PHARMACY
	Diagnostic Testing in Feline Chronic Enteropathy Demonstrates Evolution from Inflammatory Bowel Disease to Intestinal Lymphoma	LS	Dr. Anne Avery	Ballroom B	PRO PLAN VETERINARY DIETS
	Technician: Nursing & Nutrition for the Critical Feline Patient Who Just Won't Eat!	LS	Dr. Ashlie Saffire	Ballroom C	ROYAL CANIN
2:30 - 3:15 pm	Networking Refreshment Break			Exhibit Hall	Boehringer Ingelheim
3:15 - 4:05 pm	Liver & Biliary System: Peri-Operative Care, Surgical Evaluation, & Diagnostic Sampling	LS	Dr. Betsy Swanson	Ballroom A	
	The Role of Microbiome: Supporting, Immune Modulating, & Stress Lessening Probiotics in GI Diseases	LS	Dr. Michael Lappin	Ballroom B	PRO PLAN VETERINARY DIETS
	Technician: Discussing Diabetes Mellitus: Empowering Technicians	LS	Ken Yagi	Ballroom C	Boehringer Ingelheim
4:10 - 5:00 pm	Interpreting Liver Biopsies	LS	Dr. Adam Rudinsky	Ballroom A	IDEXX
	Update on the Diagnosis & Management of Infectious GI Diseases	LS	Dr. Michael Lappin	Ballroom B	PRO PLAN VETERINARY DIETS
	Technician: Practical Application of Feline Emergency Transfusions	LS	Ken Yagi	Ballroom C	NAVTA
5:00 - 5:30 pm	Cat Friendly Practice®: Because You're Worth It	LS	Dr. Kelly St. Denis	Ballroom C	Cat Friendly FORTICE

LS Live Streamed

IPO In-person Only

*Separate registration required. No fees associated.

Schedule is in Central Daylight Time

TIME	SESSION TITLE		SPEAKER	ROOM	SPONSOR/ PARTNER
6:45 - 8:00 am	Breakfast			Ballroom Foyer	
7:00 - 7:50 am	Breakfast Symposium: Feline Constipation: Updates on Acute & Chronic Treatment Modalities	LS	Dr. Ashlie Saffire	Ballroom B	ROYAL CANIN
7:30 - 10:00 am	Cat Friendly Interactions & Handling Workshop**	IPO	Dr. Ilona Rodan	110 & 111	CEVA, ROYAL CANIN, sleepypod, TICA
8:00 - 8:50 am	Approach to the Vomiting Cat: Causes, Treatment, & Management	LS	Dr. Adam Rudinsky	Ballroom A	ROYAL CANIN
	Stem Cells in Feline GI Disease	LS	Dr. Craig Webb	Ballroom B	VetStem EveryCAT
8:55 - 9:45 am	Approach to Diarrhea in Kittens	LS	Dr. Adam Rudinsky	Ballroom A	ROYAL CANIN
	Diagnostic Dilemmas: The History, Mystery, & Bemoaning of Feline Triaditis	LS	Dr. Craig Webb	Ballroom B	IDEXX
9:45 - 10:45 am	Networking Refreshment Break			Exhibit Hall	Boehringer Ingelheim
10:45 - 11:35 am	Feline Pancreatic Disease: Familiar Friends & Missed Connections	LS	Dr. Adam Rudinsky	Ballroom A	IDEXX
	Feline Chronic Enteropathy	LS	Dr. Craig Webb	Ballroom B	ROYAL CANIN
11:40 - 12:30 pm	Approach to the Yellow Cat	LS	Dr. Adam Rudinsky	Ballroom A	IDEXX
	FMT: What's Coming Down the Pipeline	LS	Dr. Craig Webb	Ballroom B	VetStem
12:30 - 1:45 pm	Lunch			Exhibit Hall	
12:40 - 1:40 pm	Lunch & Learn #1: *Elevate Your Practice's Feline Wellness at Every Life Stage	IPO	Dr. Matt McGlasson	102 - 104	basepaws VETERINARY
12:40 - 1:40 pm	Lunch & Learn #2: *Cats Don't Read Textbooks: The Conundrums of Diagnosing Feline Hyperthyroidism	IPO	Dr. Kelly St. Denis	105 - 107	ZOMEDICA
12:40 - 1:40 pm	Lunch & Learn #3: *Don't Sugar Coat It: Treatment Options for the Diabetic Cat	IPO	Dr. Cynthia Ward	113 - 115	Elanco
1:45 - 2:35 pm	Emerging or Just Ignored: Ductal Plate Malformations	LS	Dr. Adam Rudinsky	Ballroom A	NATURAL Veterinary Diets
	The Vomiting Cat: Probing for Answers in the Older Cat	LS	Dr. Jennifer Babineaux	Ballroom B	
2:40 - 3:30 pm	Feline Gastrointestinal Eosinophilic Sclerosing Fibroplasia	LS	Dr. Petra Cerna	Ballroom A	
	The Vomiting Cat: Probing for Answers in the Younger Cat	LS	Dr. Jennifer Babineaux	Ballroom B	
3:30 pm	Conclusion of Conference				

LS Live Streamed

IPO In-person Only

*Separate registration required. No fees associated.
**Separate registration required. Additional fees apply.

The additional CE Sessions below will be available on-demand through the Virtual Platform. Both in-person and virtual attendees will have access to these CE Sessions.

Virtual-only Sessions

SESSION TITLE	SPEAKER	SPONSOR/PARTNER
Feline GI Pain: Underappreciated & Over-Represented	Dr. Jennifer Slovak	
Nutritional Support for Cats with Cancer	Dr. Catherine Ruggiero	
The Cat is Losing Weight: Is it GI or FHT, or Both?	Dr. Kelly St. Denis	
Using Ultrasound to Collect Fine Needle Aspirates	Dr. Jennifer Babineaux	

Virtual-only Session Abstracts

Feline GI Pain: Underappreciated & Over-Represented, Dr. Jennifer Slovak

Veterinary medicine has evolved in recent years regarding the recognition and appreciation of osteoarthritis and peri-surgical pain in our companion animals, especially cats. Unfortunately, there is a commonly under-appreciated aspect of feline discomfort—abdominal/GI pain. Generally, abdominal pain is felt below the ribs and extends to the pelvis, an area largely encompassing the gastrointestinal tract and its associated organs such as the pancreas and hepatobiliary system. Visceral nociceptors within the mesentery or serosal surfaces and within the mucosal walls of hollow organs respond to chemical or mechanical stimuli. Unfortunately, visceral pain can be diffuse and poorly localized due to sparse afferent innervation relative to somatic innervation, making GI pain challenging to detect in our feline patients. This is relevant in clinical medicine as many diseases involving the GI tract occur in cats such as: chronic enteropathies (inflammatory and lymphoma), cholangiohepatitis, constipation, and pancreatitis. With continued diligent patient assessment and evolution of pain scales and analgesia options, we can improve our patients' quality of life.

Nutritional Support for Cats with Cancer, Dr. Catherine Ruggiero

Neoplasia is prevalent in the feline population and can have a significant impact on nutritional status. There is risk of malnutrition from cancer, especially when the neoplastic process interferes with prehension, chewing, and/or swallowing. Additionally, some cancer therapies can contribute to malnutrition. To help mitigate this risk, certain food features should be prioritized when feeding cats with cancer, including taste. A new food, Hill's Prescription Diet ONC Care, can benefit feline patients with neoplasia.

The Cat is Losing Weight: Is it GI or FHT, or Both?, Dr. Kelly St. Denis

Unexplained weight loss can be a challenge in the aging feline species. A minimum database, including total T4 can be enlightening, but what if the results are equivocal? If the results seem clear, how do we rule out other contributing comorbidities? In this seminar we will review the ins and outs of diagnosis, management, and monitoring these two common feline health issues.

Using Ultrasound to Collect Fine Needle Aspirates, Dr. Jennifer Babineaux

Percutaneous ultrasound-guided aspiration is a safe procedure that improves medical diagnoses, is minimally invasive, and may help avoid more costly procedures such as laparoscopic or surgical biopsies. This lecture will discuss the approach to percutaneous ultrasound-guided fine needle aspirates (FNA) for the general practitioner, including risks and benefits, case selection, and how to perform the procedure safely.

Anne Avery, VMD, PhD
Colorado State University, Fort Collins, Colorado



Dr. Anne Avery is the Director of the Clinical Hematopathology Laboratory at Colorado State University and a Professor in the Department of Microbiology, Immunology, and Pathology. The primary focus of the Clinical Hematopathology Laboratory is the understanding of lymphoproliferative disorders at the clinical and molecular level, and how those disorders relate to the normal functions of cells of the immune system. She received her VMD from University of Pennsylvania where she also did a one-year small animal internship, a PhD from Cornell, and completed a 3-year post-doctoral fellowship at the Dana Farber Cancer Institute in Boston before moving to Colorado State University.

Jennifer Babineaux, MBA, DVM, DABVP (Feline)
Inner Visions Veterinary Ultrasound LLC, Ashland, Oregon

Dr. Jennifer Babineaux graduated from the UC Davis School of Veterinary Medicine in 2005 and completed an internal medicine residency at VCA East Bay Veterinary Specialists in 2009. During her residency, she developed an interest in feline medicine as well as in using ultrasound as a daily diagnostic tool for challenging internal medicine cases. Dr. Babineaux worked in the internal medicine departments of the San Francisco SPCA and VCA San Francisco Veterinary Specialists. She became an ABVP Diplomate (Feline) in 2014. Dr. Babineaux moved to Philadelphia in 2014 where she developed a mobile ultrasound and internal medicine consulting practice serving more than 25 hospitals, including 4 feline-only practices. Dr. Babineaux currently provides mobile ultrasound and internal medicine consulting in Ashland, Oregon. She enjoys teaching veterinarians ultrasound skills and advocates for the routine use of ultrasound to diagnose challenging internal medicine cases in general practice. Dr. Babineaux considers cats an especially ultrasound-deficient species.

Ellen Behrend, VMD, PhD, DACVIM (SAIM)
Auburn University, Auburn, Alabama



Dr. Ellen Behrend is the Joezy Griffin Professor in the Department of Clinical Sciences at Auburn University. Dr. Behrend received her VMD degree from the University of Pennsylvania in 1988 and her PhD from Auburn University in 2001. She has received the Dean's Award for Excellence in Teaching and has won the Zoetis Distinguished Teaching Award three times. In 2021, she was named Clinician of the Year for the Auburn University College of Veterinary Medicine. Dr. Behrend has authored more than 200 scientific publications, including journal articles, book chapters, and abstracts, served as Endocrine section editor for editions of *Consultations in Feline Internal Medicine*, *Kirk's Current Veterinary Therapy*, and *Coté's Clinical Veterinary Advisor*, and was the editor for the canine chapters of *Clinical Endocrinology of Companion Animals*. In addition, she has provided more than 100 continuing education lectures at national and international conferences. Dr. Behrend was previously the Director of the Auburn Endocrine Diagnostic Laboratory.

Ellen Carozza, LVT, VTS (CP-Feline)
The Cat LVT LLC., Herndon, Virginia



As a 1996 SUNY Delhi graduate, Ellen Carozza has worked in many sectors in veterinary medicine. She started out in veterinary technology as a student primate biohazard technician at LEMSIP under the direction of the late Dr. James Mahoney in Sterling Forest, NY. After the closing of the lab, she moved to shelter medicine at the Washington Animal Rescue League (now the Humane Rescue Alliance in Washington DC), as well as a few corporate small animal hospitals in the DC metro area. Ellen has spent more than twenty years in a feline practice helping enhance, evolve, and empower the veterinary technicians' skills and role in feline medicine. She currently runs the Chris Griffey Memorial Feline Foundation (criticalkittens.org) and holds the title of Veterinary Technician Specialist-Feline. Ellen has co-authored several guidelines and toolkits for the AAFP, AAHA, and ISFM. Known for her no nonsense, practical teaching skills, she aims to ensure you will take home valuable material for use in practice after each lecture.

Petra Cerna, MRCVS, AFHEA, AdvCertFB
Colorado State University, Fort Collins, Colorado

Dr. Petra Cerna completed a Small Animal Internal Medicine residency at Colorado State University. She graduated from the University of Veterinary and Pharmaceutical Sciences, Brno, Czech Republic in 2018. She completed a Small Animal Rotating Internship at Vets Now Referral Hospital, Glasgow, UK in 2019 and Small Animal Medicine Internship at The Royal (Dick) School of Veterinary Studies, University of Edinburgh, UK in 2020. Dr. Cerna obtained an ISFM Advanced Certificate in Feline Behavior with Distinction in 2018. She has particular interest in feline medicine and is currently pursuing a Ph.D. in Feline Infectious Peritonitis (FIP) from Colorado State University.

**Audrey Cook, BVM&S, FRCVS, MScVetEd, DACVIM (SAIM),
 DECVIM, DABVP (Feline)**
Texas A&M University, College Station, Texas



Dr. Audrey Cook graduated from the University of Edinburgh, Scotland. She completed her internship at North Carolina State University and her residency in small animal internal medicine at University of California, Davis. Dr. Cook is a Diplomate of both the American and European Colleges of Veterinary Internal Medicine, and is also recognized as a specialist in feline practice by the American Board of Veterinary Practitioners. After a decade in private referral practice, Dr. Cook joined the faculty at Texas A&M. She is now Professor of Small Animal Internal Medicine and Chief of the Medicine Service, with particular interests in endocrinology, gastroenterology, and interventional radiology.

Tracey Deiss, DVM
Zoetis, Texas



Dr. Tracey Deiss attended Texas A&M pursuing a BS in Biochemistry and Genetics with a Chemistry minor. She received her DVM from Texas A&M University in 1998. During veterinary school, she worked at MD Anderson Cancer Center, Department of Lab Animal Medicine and Surgery. Dr. Deiss completed an internship in small animal medicine and surgery prior to practicing emergency medicine for 15 years in Grapevine, Texas. She returned to her hometown of Rosenberg, TX joining a large SA practice where her special interests included ultrasonography, soft tissue surgery, and pain management. Dr. Deiss joined Zoetis as the professional services veterinarian for the Houston and surrounding areas in 2018 and is the current medical lead for Core Therapeutics and Feline Pain.

Sheryl Gamble, DVM, MS Merck Animal Health, Georgia



A triple alumnus of Auburn University, Dr. Sheryl Gamble holds three Summa Cum Laude degrees, including a Bachelor and Master of Science in Zoology and a Doctor of Veterinary Medicine. Her Auburn roots run strong, as she was an award-winning instructor of general biology and physiology in the College of Science and Mathematics. After graduating with her DVM, Dr. Gamble did a preceptorship at the San Diego Zoo in the pathology department, then for two years became involved in full-time small animal private practice. Before joining the team at Merck Animal Health in 2019, Dr. Gamble spent the majority of her professional career focused on human health in the areas of vaccines, cardiology, and oncology. She is currently working on a Masters of Public Health from the University of Iowa. Zoonotic disease prevention is her clinical passion. Dr. Gamble is IBHRE Board certified in Cardiac Rhythm Device Therapy. She is licensed to practice veterinary medicine and surgery in Georgia. She is also a member of the AVMA, the GVMA, the South Georgia Veterinary Medical Association, and the American Association of Industry Veterinarians. Outside of work, Dr. Gamble adores spending time with her extended family, which includes her husband, two kids, six dogs, three cats, two pigs, a horse, a pony, a donkey, three chickens, a fancy leopard gecko, and one lucky fish. Because her care for animals is second to none, she still spends a portion of her Saturdays devoted to treating veterinary patients.

Margaret Gruen, DVM, MPPH, PhD, DACVB North Carolina State University College of Veterinary Medicine, Raleigh, North Carolina



Dr. Margaret Gruen is an Associate Professor of behavioral medicine at North Carolina State University. She graduated from the University of Illinois and completed an internship, residency in Veterinary Behavioral Medicine, and PhD in Comparative Biomedical Sciences at North Carolina State University with work focused on the assessment of pain in cats with degenerative joint disease. Her current research focuses on topics of human-animal interaction – how animals communicate through their behavior and how we understand and quantify those behaviors. This includes quantification of chronic pain, and the effects of pain on aspects of daily life including activity, anxiety, and cognitive function. Dr. Gruen is also the Co-director of the Feline Health Center at the NC State University College of Veterinary Medicine.

Melissa Hall, DVM, DACVD Animal Dermatology Clinic, Los Angeles, California



Dr. Melissa Hall graduated with a Bachelor of Science in Animal Physiology and Neuroscience from University of California, San Diego prior to achieving her Doctorate of Veterinary Medicine from the University of California, Davis. Dr. Hall's veterinary studies led her to a passion for veterinary dermatology that carried her through a three-year residency with Animal Dermatology Clinic in Southern California. In 2011, Dr. Hall became a board-certified veterinary dermatologist and diplomate of the American College of Veterinary Dermatologists. Dr. Hall shares her passion for all aspects of skin and ear disease by lecturing all over the world and training residents.

Michael Lappin, DVM, PhD, DACVIM Colorado State University, Fort Collins, Colorado



Dr. Michael Lappin graduated from Oklahoma State University and then completed an internship, internal medicine residency, and PhD program in Parasitology at the University of Georgia. Dr. Lappin is the Kenneth W. Smith Professor in Small Animal Clinical Veterinary Medicine at Colorado State University, is the director of the "Center for Companion Animal Studies," and he helps direct the shelter medicine program. He is the chair of the WSAVA One Health Committee. His principal areas of interest are prevention of infectious diseases, the upper respiratory disease complex, infectious causes of fever, infectious causes of diarrhea, and zoonoses. His research group has published more than 300 primary papers or book chapters concerning small animal infectious diseases. Awards include the Norden Distinguished Teaching Award, NAVC Small Animal Speaker of the Year, the European Society of Feline Medicine International Award for Outstanding Contribution to Feline Medicine, the Winn Feline Research Award, the ACVIM Robert W. Kirk Award for Professional Excellence, the WSAVA Scientific Achievement Award, and the AVMA Clinical Research Award.

Duncan Lascelles, BSc, BVSc, CVA, PhD, FRCVS, DSAS(ST), DECVS, DACVS North Carolina State University, Raleigh, NC



After graduating from the veterinary program at the University of Bristol, UK, with honors, in 1991, Dr. Lascelles completed a PhD in aspects of pre-emptive/perioperative analgesia at the University of Bristol. After an internship, he completed his surgical residency at the University of Cambridge, UK. He moved to Colorado for the Fellowship in Oncological Surgery at Colorado State University. He is currently Professor in Small Animal Surgery and Pain Management at North Carolina State University. He is board-certified in small animal surgery by the Royal College of Veterinary Surgeons, the European College of Veterinary Surgeons, and the American College of Veterinary Surgeons. He is director of the Comparative Pain Research and Education Centre (CPREC). His research program (Translational Research in Pain [TRIP]) is dedicated to answering critical questions about pain control and pain mechanisms through high quality, innovative research. His career has been focused on developing algometry methods (methods to measure pain) in spontaneous disease animal models (pets with naturally occurring disease), and probing tissues from well-phenotyped animals with spontaneous disease to understand the neurobiology, with a strong translational focus. The aim of his research is to improve pain control in companion animals and facilitate analgesic development in human medicine. He has authored more than 200 peer reviewed research papers and reviews and 350 research abstracts, as well as more than 30 book chapters. He is co-founder of AniV8, a company dedicated to developing innovative methods of measuring pain.

Patricia Lathan, VMD, MS, DACVIM (SAIM) Mississippi State University CVM, Starkville, Mississippi



Dr. Patty Lathan is a professor of small animal internal medicine at Mississippi State University. Her primary interest is endocrinology, specifically the management of adrenal disease and diabetes mellitus. She has published several articles and book chapters, given lectures throughout the United States and internationally, and currently serves as the President of the Society for Comparative Endocrinology. Her students also publish educational endocrine music videos as an assignment for her elective, and those can be viewed on her YouTube channel.

Joyce Login, DVM, CPH Zoetis, Princeton, New Jersey



Dr. Joyce Login received her veterinary degree from The Ohio State University and began her career practicing at a small animal hospital in New Jersey. She left private practice to work in the animal health corporate world and has had the opportunity to work for various animal health companies including Hill's, Novartis, and Bayer. In 2010, she joined Zoetis as a specialty hospital liaison and then moved to HQ to be the medical lead for the parasitology. She is currently the Senior Medical Affairs Manager supporting Feline Pain. In 2019, she received her certification in Public Health and is also Fear Free, HAB, and Cat Friendly Certified. She has special interests in the areas of veterinary communication, pain, and vector-borne diseases.

Alison Manchester, DVM, DACVIM (SAIM)
Colorado State University, Fort Collins, Colorado



Dr. Alison Manchester grew up in Rochester, NY and studied art history at Tufts University before veterinary school at Cornell. After an internship at the University of Wisconsin, she completed her Internal Medicine training at Colorado State University. Dr. Manchester became board-certified by the ACVIM in 2018. She is currently a post-doctoral fellow at CSU, serving time on clinics and finishing a PhD focused on immune dysregulation in cats and dogs with chronic intestinal inflammation. Her studies involve utilizing novel platforms and non-invasive samples to expand understanding of the gastrointestinal tract in health and disease. When not in the lab or the clinic, she enjoys her red female cat, hiking, cooking, reading fiction, listening to music, and spending time with loved ones in Downeast Maine.

Natalie Marks, DVM, MS, CVJ
VCA Blum Animal Hospital, Chicago, Illinois



Dr. Natalie Marks obtained her bachelor's degree with High Honors in Animal Science from the University of Illinois in 1998, and then proceeded to obtain a Masters in Veterinary Medicine and a Doctorate of Veterinary Medicine degree with High Honors from the University of Illinois College of Veterinary Medicine. She became a Certified Veterinary Journalist in 2018. She has been a veterinarian at Blum Animal Hospital since 2006, was co-owner until 2019, and still practices as an associate. Prior to 2006, Dr. Marks worked at a small animal practice north of Atlanta, GA. Upon her return to Chicago, Dr. Marks became very active in the Chicago VMA, serving on the executive board. She was a past board member of the Illinois State VMA and an active volunteer to the AVMA. Dr. Marks received the prestigious Dr. Erwin Small First Decade Award. In 2012, Dr. Marks was awarded Petplan's nationally-recognized Veterinarian of the Year. In 2015, she was awarded America's Favorite Veterinarian by the American Veterinary Medical Foundation. And, most recently in 2017, she was awarded Nobivac's Veterinarian of the Year for her work on canine Influenza. Dr. Marks led her practice certification to becoming a Cat Friendly Practice hospital and Fear Free hospital. She is a passionate advocate for feline wellness, emotional health, and enrichment, lecturing nationally and internationally.

Matt McGlasson, DVM, CVPM
Noah's Ark Animal Clinics, Fort Mitchell, Kentucky



Dr. Matt McGlasson is a Certified Fear Free Practitioner, Cat Friendly Veterinarian by the AAFP, and a member of the AVMA, VHMA, and AAFP. He currently serves on the Executive Board of the KVMA, serves on the Veterinary Advisory Board for BasePaws, and the editorial advisory board for DVM360. In 2022, Dr. McGlasson was awarded the "Veterinary Hero Award" presented by DVM360 in the category of Practice Management. Most importantly, he is a world-famous cat-dad on several social media channels. His videos featuring his personal special-needs cats as well as patients at the office have been viewed more than 100 million times!

Michelle Meyer, DVM
Serenity Animal Hospital, Sterling Heights, Michigan



Dr. Michelle Meyer earned her DVM degree from Purdue University in 2007 and since graduation works as a clinician in a very busy mixed (dog/cat) private practice in southeastern Michigan. She is actively involved in organized veterinary medicine and is currently serving on three veterinary boards (Michigan VMA, Southeastern Michigan VMA, and AAFP). She has a strong love for feline medicine and loves sharing cases with other fellow general practitioners.

Vicky Ograin, MBA, RVT, VTS (Nutrition)
Hill's Pet Nutrition, Topeka, Kansas



Vicky Ograin is a Registered Veterinary Technician with a MBA and is a Veterinary Technician Specialist (VTS) in Nutrition. She has worked for Hill's Pet Nutrition for 21 years, where she is a Scientific Communication Specialist VHCT, in the U.S. Professional Veterinary Affairs department. At Hill's she focuses on education for the veterinary health care team. Vicky is a proud cat lady and has two rescue cats from the local humane society, Tabatha and Sabrina.

Valerie Parker, DVM, DACVIM (SAIM, Nutrition)
The Ohio State University, Columbus, Ohio



Dr. Valerie Parker is currently a Professor, Clinical at The Ohio State University. She received her DVM from Tufts University, followed by a small animal internship at the Animal Medical Center in New York City. She then completed a small animal internal medicine residency at Iowa State University and a nutrition residency at Tufts University. She is a diplomate of the American College of Veterinary Internal Medicine (SAIM and Nutrition). Dr. Parker's primary areas of interest include kidney disease, gastrointestinal disease, obesity, and vitamin D metabolism, as well as nutritional management of a variety of diseases.

Jessica Pritchard, VMD, MS, DACVIM (SAIM)
University of Wisconsin, Madison, Wisconsin



Dr. Jessica Pritchard is a Clinical Assistant Professor in Small Animal Internal Medicine and the Director of Clinical Assessment at the University of Wisconsin School of Veterinary Medicine. She also co-directs the school's Rotating Internship program. Her research and clinical interests include infectious and gastrointestinal diseases of dogs and cats, skills assessment in veterinary students, and house officer wellbeing. Dr. Pritchard has shared more than 100 hours of continuing education at various national and state conferences. She shares her home with a rambunctious Labrador retriever, Frieda. Her clinical office at work is actually the cat ward, which brings with it a lot of joy (and kittens).

Sara Ramos, DVM, ACVD

Veterinary Specialists of Greater New Orleans, Prairieville, Louisiana

Dr. Sara Ramos grew up in Louisiana and graduated in 2015 from the LSU School of Veterinary Medicine. Following graduation, she completed a one-year rotating internship at the University of Georgia College of Veterinary Medicine, which is where she was inspired to pursue a career in dermatology. She then returned to LSU where she completed both a one-year dermatology internship and a three-year dermatology residency. Dr. Ramos became a diplomate of the American College of Veterinary Dermatology in 2020 and now serves the dermatology needs of pets in the New Orleans and Baton Rouge area working at Veterinary Specialist of Greater New Orleans and Capital Area Veterinary Specialists. Dr. Ramos is very passionate about continuing to learn and teaching others within the field of dermatology.



Ilona Rodan, DVM, DABVP (Feline), AdvCertFB

Cat Behavior Solutions, LLC, Madison, Wisconsin

Dr. Ilona Rodan is the founder and director of Cat Behavior Solutions from 2015. She was the founder and medical director of Care Clinic in Madison, WI for almost three decades before starting her feline behavior focused practice. She is ABVP Feline Certified since 1985. Dr. Rodan is passionate about teaching veterinarians and veterinary teams about feline behavior and how best to interact with and handle cats in veterinary practices to enhance feline welfare and human safety. She has presented nationally and internationally on feline medicine and behavior over the past 10 years. She is also an active AAFP volunteer, a past-president, and former chair of the AAFP Cat Friendly Practice® program. She co-chaired several guidelines and welfare position statements, including the AAFP/ISFM *Cat Friendly Interactions and Handling Guidelines* and the upcoming *AAFP Feline Environmental Needs and Pain Management Guidelines*. She presents nationally and internationally on feline medicine and behavior, and leads workshops on feline-friendly handling. In 2005, she was awarded the AVMA Animal Welfare Award for her leadership and contributions to advancing feline medicine and behavior. Dr. Rodan has written journal articles and book chapters, and is a co-editor and co-author of the veterinary textbook, *Feline Behavioral Health and Welfare*, published in 2015.



Adam Rudinsky, DVM, MS, DACVIM

The Ohio State University College of Veterinary Medicine, Columbus, Ohio

Dr. Adam Rudinsky is an Associate Professor–Tenure in the Small Animal Internal Medicine service at The Ohio State University Veterinary Medical Center. He received his DVM degree from The Ohio State University, completed a small animal rotating internship at Purdue University, and then a combined residency in internal medicine and MS degree at The Ohio State University. Following residency training, he completed two post-doctoral research fellowships in Mucosal Immunology at The Ohio State University and Microbial Pathogenesis at Nationwide Children's Hospital. He is now on faculty at Ohio State as a staff internist, research scientist, and member of the American College of Veterinary Internal Medicine. His current clinical and research interests include gastrointestinal endocrinology, chronic enteropathies, pancreatic and hepatic disease, mucosal immunology, and the intestinal microbiome as it relates to disease pathophysiology and treatment.



Catherine Ruggiero, MS, DVM, DACVIM (Nutrition)

Hill's Pet Nutrition, Olathe, Kansas

Dr. Catherine Ruggiero is a board-certified veterinary nutritionist® and manager of Scientific Communications at Hill's U.S. She completed her DVM training at the University of Missouri in 2014. Prior to that, she received a Bachelor of Science at St. Lawrence University and a Master of Science in Biological Sciences at Fordham University. She was an associate veterinarian at a small animal veterinary practice in Upstate New York for just over three years before returning to the University of Missouri to pursue residency training in small animal clinical nutrition. Upon completion of an ACVN residency program in 2019, Dr. Ruggiero joined Hill's Pet Nutrition.



Ashlie Saffire, DVM, DABVP (Feline)

Cats Only Veterinary Clinic, Dublin, Ohio

Dr. Ashlie Saffire is a graduate of The Ohio State College of Veterinary Medicine and is board certified in feline practice by the ABVP. She is a published author, serves on the Board of Directors for the AAFP, and is a tutor for the University of Sydney's Feline Medicine Distance Education Course. She is both Fear Free and Cat Friendly Certified. As an invited speaker, Dr. Saffire hopes to share her clinical experience and expertise in feline medicine with the veterinary profession.



Thomas Schermerhorn, VMD, DACVIM (SAIM)

Kansas State University, Manhattan, Kansas

Dr. Thomas Schermerhorn is a professor of small animal medicine and holds the Jarvis Chair in Veterinary Medicine at Kansas State University. His clinical interests include all aspects of canine and feline endocrinology, with an emphasis on diabetes. Dr. Schermerhorn's research focuses on cellular and molecular endocrinology, especially the study of diabetes mellitus and related metabolic disorders in dogs and cats. Dr. Schermerhorn earned his veterinary degree at University of Pennsylvania. He also completed a medical internship at South Shore Veterinary Associates in South Weymouth, MA, and a residency in small animal internal medicine at Cornell University, where he also received research training as a graduate fellow in the department of molecular medicine.



Elizabeth Schooley, DVM, MS, DACVIM (SAIM)

IDEXX Laboratories Inc., Westbrook, Maine

Dr. Elizabeth Schooley performed both her undergraduate and veterinary education at Colorado State University. After graduation, she completed an internship in small animal medicine and surgery at the Animal Medical Center in New York City. She then completed a residency in small animal internal medicine at the University of Missouri. During this time, she also fulfilled the requirements to obtain a Master's degree in biomedical sciences. She has been board-certified in small animal internal medicine since 2007. Prior to joining IDEXX, Beth worked at a private specialty practice in Richmond, VA. She joined IDEXX in 2010 and her current role is medical affairs specialist for chemistry, endocrinology, and feline infectious disease.



Catharine Scott-Moncrieff, MA, VMB, MS, MRCVS, DACVIM, DECVIM, DSAM

Purdue University, Otterbein, Indiana

Dr. J. Catharine Scott-Moncrieff earned her Vet MB from Cambridge University. She later completed a residency at Purdue University College of Veterinary Medicine, where she is now a professor of small animal internal medicine and head of the Department of Veterinary Clinical Sciences. Dr. Scott-Moncrieff is a diplomate of the American College of Veterinary Internal Medicine and European College of Veterinary Internal Medicine.



Jennifer Slovak, DVM, MS, DACVIM Zoetis, Wyoming



Dr. Jennifer Slovak graduated from Iowa State University College of Veterinary Medicine in 2003. For seven years she practiced in Wisconsin, Michigan, and Minnesota as a mixed animal, equine, and small animal veterinarian. She completed a rotating internship and residency in small animal internal medicine at Iowa State University and became ACVIM board-certified in 2014. Since then, Jen has worked at Washington State University, AMC in NYC, and has been an internal medicine locum at five different U.S. veterinary teaching hospitals. Jen values her diverse veterinary experiences and approaches internal medicine with a compassionate, inquisitive, and open mind. Jen has lectured, taught, and published on topics such as pharmacology (mycophenolate & gabapentin), pain awareness and assessment, endocrine diseases, renal conditions, and gastroenterology. She currently lives in Wyoming near Grand Teton National Park with her husband, dogs, cat, and horse.

Kelly St. Denis, MSc, DVM, DABVP (Feline) St. Denis Veterinary Professional Corporation, Brantford, Ontario



Dr. Kelly St. Denis is board-certified with the ABVP in the specialty of feline practice. In her early career she trained in molecular biology and immunology, and in the field of cancer research. In 1999 she graduated from the Ontario Veterinary College, and owned and operated the Charing Cross Cat Clinic from 2007 to 2020. Dr. St. Denis was President of the AAFP in 2020 and 2021, and continues to be an active volunteer in the organization. Dr. St. Denis is a consultant on the Veterinary Information Network in feline internal medicine.

Betsy Swanson, DVM, MS, DACVS (Small Animal) Mississippi State University College of Veterinary Medicine, Mississippi State, Mississippi



Dr. Elizabeth Swanson is an Associate Professor of Small Animal Surgery at the Mississippi State University College of Veterinary Medicine. Her clinical and research focus is soft tissue surgery with special interests in wound healing and infection, chronic biofilm infections, minimally invasive surgery, and endourology. She earned her DVM from Iowa State University in 2001. She completed a rotating internship at the Tierärztliche Hochschule Hannover (University of Veterinary Medicine Hannover) in Germany (2002), and later completed surgery specialty internships at Gulf Coast Veterinary Specialists in Houston (2008) and at the University of Missouri (2009, 2010), and her residency in small animal surgery and MS degree at Purdue University 2013. In between the rotating and specialty internships, she practiced for five years as an associate veterinarian in the Chicago area. She has been on faculty at Mississippi State University since 2013. She is actively involved with the American College of Veterinary Surgeons, the Society of Veterinary Soft Tissue Surgery, and the Veterinary Endoscopy Society. In her free time, she enjoys singing, traveling, reading, gardening, and spending time with her pets, including her parents' two cats, Zuzu and Nick.

Adronie Verbrugghe, DVM, PhD, DECVN Ontario Veterinary College, University of Guelph, Guelph, Ontario



Dr. Adronie Verbrugghe graduated as a companion animal veterinarian from Ghent University, Belgium in 2005. She completed her PhD focusing on nutritional modulation of carbohydrate metabolism in cats in 2009. She became board-certified for the European College of Veterinary and Comparative Nutrition (ECVCN) in 2010. In 2011, Dr. Verbrugghe joined the Ontario Veterinary College (OVC), University of Guelph, as Royal Canin Veterinary Diets Endowed Chair in Canine and Feline Clinical Nutrition. As an Associate Professor, Dr. Verbrugghe's academic responsibilities include development and delivery of the small animal clinical nutrition curriculum for the DVM program. Dr. Verbrugghe is also the Service Chief for the OVC Health Science Centre's Clinical Nutrition Service. Her research interests include companion animal nutrition, the link between nutrition, gut microbiota, health and disease, alteration of metabolic pathways through nutrition and nutritional modulation of inflammation, and immunity. Currently pet obesity and unconventional pet foods are the major subjects of her research program. Dr. Verbrugghe has received research funding through the Canadian and Ontario government, charitable organizations, as well as from pet food industry and ingredient suppliers. In 2019, Dr. Verbrugghe received a UofG Research Excellence Award highlighting her governments achievement in canine and feline nutrition research. Dr. Verbrugghe has (co-)authored numerous peer-reviewed publications. She is a regular speaker at local, national, and international conferences. Dr. Verbrugghe has trained many graduate students and ECVCN residents. She is a reviewer for various scientific journals and sits on institutional committees and external scientific advisory boards.

Cynthia Ward, VMD, PhD, DACVIM University of Georgia, Watkinsville, Georgia



Dr. Cynthia Ward received her VMD and PhD degrees from the University of Pennsylvania. She has been on faculty at the Universities of Pennsylvania and Georgia and was the founder of the University of Georgia Diabetes Clinic. Dr. Ward has authored numerous publications in small animal endocrinology and is a diplomate of the ACVIM (SAIM).

Craig Webb, PhD, DVM, DACVIM Colorado State University, Fort Collins, Colorado



After completing his PhD in Neuroscience, Dr. Craig Webb earned his DVM from the University of Wisconsin. Following his internship, he joined Colorado State University as a Small Animal Medicine resident with Dr. David Twedt as his mentor, and has remained on faculty at the Veterinary Teaching Hospital for more than two decades. He is the Head of the SAM service and very much enjoys working with bright young students on the clinic floor, seeing patients, and running clinical trials. Dr. Webb's greatest accomplishment was marrying the much better looking and much smarter Dr. Tracy Webb, with whom he collaborates on a number of research projects, and life.

Kenichiro Yagi, MS, RVT, VTS (ECC) (SAIM) Veterinary Emergency Group, New York, New York



Ken Yagi is a double VTS in emergency and critical care as well as small animal internal medicine, and has a Master's degree in Veterinary Science. He is currently the Chief Veterinary Nursing Officer for Veterinary Emergency Group, and the Program Director for the RECOVER Initiative. Over the years, he has received multiple Veterinary Technician of the Year Awards for his work to bring further recognition of the vital role of the veterinary technicians and nurses through work with organizations like NAVTA. Ken co-edited the *Veterinary Technician and Nurse's Daily Reference Guide for Canine and Feline*, and the *Manual of Veterinary Transfusion Medicine and Blood Banking*, and publishes articles and presents internationally on topics in ECC, transfusion medicine, and the veterinary nursing profession. Ken invites everyone to ask "Why?" to understand the "What" and "How" of our field, and to continually pursue new limits as veterinary professionals and individuals.

Session Abstracts

KEY: **W** WORKSHOP **LS** LIVE STREAMED
C COMBINED TRACK **IPO** IN-PERSON ONLY
A TRACK A
B TRACK B

Schedule is in Central Daylight Time

THURSDAY, OCTOBER 12, 2023 – PRE-CONFERENCE DAY

- 7:45 – 11:45 am** **W** **Hands-on Feline Orthopedic Evaluation Workshop**, *Drs. Duncan Lascelles & Margaret Gruen* **IPO**
The approach to a clinically meaningful and efficient orthopedic evaluation of the cat will be discussed. The components of capturing a relevant history, observation of the cat, and the hands-on examination will be presented and discussed. Attendees will gain hands-on (yes, live cats) and expert-guided experience in techniques for successful orthopedic/osteoarthritis examinations. Cat Friendly and staff friendly approaches will be emphasized. Learn how to augment your feline practice and build stronger client bonds with caregivers. Review tools and protocols to optimize outcomes for your feline osteoarthritic patients. Read more on page 23.
- 10:15 – 11:10 am** **The Allergic Patient: New Insights in Skin Barrier Science**, *Dr. Melissa Hall* **LS**
We will review the current understanding of changes which occur in the skin of an allergic patient. We will also discuss the active ingredient Ophytrium and how it works to manage this disruption in the skin barrier. Finally, we will review cases and recent research studies in regards to Ophytrium's use.
- 11:15 – 11:45 am** **Serenity Now! A Deeper Dive into the Peaceful Practice**, *Dr. Natalie Marks* **LS**
This lecture will start by discussing the pathophysiology of fear and anxiety in cats. Attendees will then refresh about the consequences of stress to our patients, including lab work abnormalities and long-term behavioral changes, as well as how it impacts the human-animal bond. Discussion will continue around the impact of stress to veterinary professionals and how it destroys work culture and longevity. The remainder of the program will focus on ways veterinary teams can use a multi-modal approach to create a calm clinic for patients, cat caregivers, and veterinary professionals.
- 12:15 – 1:15 pm** **Nutritional Counselor Program: Get Inspired to Run your Own Nutritional Consultations**, *Vicky Ograin* **LS**
Learn how to structure and perform a nutritional consultation and how to address common questions that caregivers may ask. Veterinarians and technicians should be discussing nutrition with caregivers; this session will help start the conversation. We will work through a feline renal case, demonstrating how to do a nutritional consultation and how important it is for the cat to do the consultation, especially when switching to a new food.
- 1:30 – 2:00 pm** **Diabetes Masterclass: Oral Hypoglycemics - An Overview**, *Dr. Audrey Cook* **LS**
Many cats with diabetes mellitus fit the profile for human type 2 DM, in which chronic insulin resistance results in inadequate insulin secretion. However, oral hypoglycemic agents have traditionally performed very poorly in feline diabetics. In this lecture, we will review the history of oral hypoglycemics in cats, and introduce the SGLT-2 inhibitor drug class. This option represents a true paradigm shift in the management of feline diabetes.
- 2:00 – 3:15 pm** **Diabetes Masterclass: SGLT-2 Inhibitors - Safety & Efficacy Data**, *Drs. Ellen Behrend & Patty Lathan* **LS**
The most successful oral treatment for feline diabetes is currently sodium glucose transporter 2 (SGLT-2) inhibitors. During this lecture, we will reveal safety and efficacy data regarding velagliflozin, an SGLT-2 inhibitor recently studied in cats. This class of drugs will likely change the landscape of feline diabetes management over the next few years.
- 3:45 – 4:10 pm** **Diabetes Masterclass: Getting Started & Monitoring**, *Dr. Cynthia Ward* **LS**
There are new and exciting treatments available for feline diabetes mellitus. This talk will focus on how to use the new sodium glucose co-transport protein 2 (SGLT-2) inhibitors (SGLT-2i) in your practice. A brief overview of how the medications work will be presented followed by information on appropriate patient selection and screening protocols for diabetic cats. Initial dosing and monitoring of SGLT2i will be discussed. Information for caregivers about potential adverse events will be highlighted. Specific case examples may be presented.
- 4:10 – 5:00 pm** **Diabetes Masterclass: Troubleshooting & Complications**, *Drs. Thomas Schermerhorn & Catharine Scott-Moncrieff* **LS**
SGLT-2 inhibitors are an exciting new class of drugs for management of feline diabetes mellitus. This session will address potential adverse effects associated with the use of SGLT-2 inhibitors in cats. The speakers will discuss how to prevent, identify, and treat possible adverse effects.
- 5:00 – 5:30 pm** **Diabetes Masterclass: Panel Discussion**, *Diabetes Masterclass Speakers* **LS**
A panel of board-certified internists with expertise in endocrinology will answer questions and share insights into the management of feline diabetes mellitus. Attendees are encouraged to bring their questions and share their challenges.

FRIDAY, OCTOBER 13, 2023

- 8:15 – 9:30 am** **C** **Critical Nutritional Foundations for Every Cat**, *Dr. Valerie Parker* **LS**
During this session, we will review how to feed healthy cats over their lifetimes, including how nutritional requirements for cats change as they progress from kittenhood to senior adulthood. We will review how to determine energy (caloric) requirements for cats. We will review what information is presented on pet food labels, how to effectively use that information, and how to interpret nutrient profiles. Several pet food myths and some tips for effective communication will be discussed.
- 11:00 – 11:50 am** **A** **Nutritional Management of the Comorbid CKD Patient**, *Dr. Valerie Parker* **LS**
We will review basic nutritional goals and nutrients of concern for cats with CKD and a few comorbid conditions, including inflammatory bowel disease, diabetes mellitus, and obesity. This will be a case-based discussion with emphasis on practical clinical decision making.
- B** **Nutritional Idiosyncrasies & the Role in Obesity, Diabetes Mellitus, & Hepatic Lipidosis**, *Dr. Adronie Verbrughe* **LS**
Metabolic idiosyncrasies result in specific and unique nutritional requirements of cats. Peculiarities of carbohydrate, protein, and fat metabolism will be discussed. Moreover, we will explore if and how these idiosyncrasies predispose cats to metabolic diseases, including obesity, diabetes mellitus, and feline hepatic lipidosis.

Schedule is in Central Daylight Time

FRIDAY, OCTOBER 13, 2023 continued

- 11:55 – 12:45 pm** **A Use of Assisted Enteral Nutrition**, *Dr. Valerie Parker* **LS**
 We will review timing and implementation of assisted enteral nutritional support. We will discuss feeding tube and diet selection, determining caloric needs, and how to troubleshoot common complications associated with feeding tubes.
- B Do Nutrients & Ingredients Matter for Weight Loss? How to Select a Diet**, *Dr. Adronie Verbrugghe* **LS**
 Feline obesity is common and achieving weight loss is a challenge. In this session we will explore key nutritional factors to maximize weight loss success. Evaluation of dietary nutrients and ingredients is the basis to select a diet and design an individualized weight loss plan.
- 1:00 – 2:00 pm** **L Velagliflozin: An Oral Solution for the Diabetic Cat**, *Diabetes Masterclass Speakers* **IPO**
 A brief overview of the SGLT-2 inhibitors and the role of velagliflozin in the management of feline diabetes mellitus will be presented. A panel of experts will then answer questions and share their perspectives on how to introduce this exciting new product into our practices.
- L Evolving the Feline MDB: Purrfect Balance for Your Patient Assessment**, *Drs. Elizabeth Schooley & Kelly St. Denis* **IPO**
 The minimum database is a concept that many veterinarians are familiar with but should the MDB be the same for all patients? Recent data studies looking at the diagnostic findings of cats across age ranges and diagnostic use cases will be discussed. Additionally, the unique diagnostic behaviors of Cat Friendly Practices® will be shared. This information will help pave the way to create the purrfect diagnostic plan for the feline patients in your care.
- L Calming Cats: The Impact of Transport & Anxiety on Our Cats, Cat Caregivers, & Practices**, *Dr. Tracey Deiss* **IPO**
 This session will look at feline transport and vet visit fear, anxiety, and stress from the lens of the cat, cat caregiver, and practice. By examining what we know about feline behavior, routines, and comfort, we can better understand why transport and vet visit is a rate limiting factor in transport and exam success. Recognizing that FAS manifests in a gambit of clinical behaviors, we can help our cat caregivers and teams promote treatment for the spectrum and touch on current pharmacologic and non-pharmacologic treatment modalities.
- 2:10 – 3:00 pm** **A Nutritional Management of Chronic Enteropathies**, *Dr. Valerie Parker* **LS**
 We will review various methods by which to manage chronic enteropathies (e.g., inflammatory bowel disease) with diet and other nutritional modifications.
- B Feeding Comorbidities: Obese Cats with Other Diseases**, *Dr. Adronie Verbrugghe* **LS**
 Feline obesity is highly prevalent. Weight loss is recommended, but often complicated by other diseases. This session will use a case-based approach to explore diet selection and weight loss in cats with multiple diseases.
- 3:05 – 3:55 pm** **A Harnessing the Power of Fiber to Manage GI Disease**, *Dr. Valerie Parker* **LS**
 We will begin the discussion reviewing how we can describe different fiber sources. Then we will discuss how to quantify fiber and different situations in which fiber supplementation may prove useful in controlling stool quality. Cases will be used to illustrate points.
- B Navigating Alternative Cat Foods: Intersection Between Cat Needs & Client Preferences**, *Dr. Adronie Verbrugghe* **LS**
 The pet food market continues to evolve with more and more cat food choices available. Moreover, humanization of pets leads to cat caregivers looking for diets that resemble their own. Alternative diets can be commercial or homemade, heat-processed or raw, meat- or plant-based. This session will explore how to navigate alternative diet discussions in the consult room.
- 4:40 – 5:30 pm** **A Nutritional Management of Hypercalcemia**, *Dr. Valerie Parker* **LS**
 We will briefly review the pathophysiology and etiologies of hypercalcemia in cats. We will review various nutritional approaches that have been suggested in the past and then discuss a potential new paradigm shift to manage hypercalcemia in cats.
- B Feeding the Allergic Cat**, *Dr. Sara Ramos* **LS**
 A primary goal of this lecture is to provide a new sense of confidence to attendees on how to design an appropriate diagnostic plan for the pruritic feline patient. This seminar will focus heavily on the dietary and nutritional aspects of feeding allergic patients with a review of food allergies in feline patients. Performing an excellent diagnostic work-up for the pruritic feline patient will allow quicker identification of the primary disease. Subsequently, once the primary disease is identified, appropriate and effective treatment can be prescribed to increase patient comfort and client satisfaction.

Session Abstracts

KEY: **S** BREAKFAST SYMPOSIUM **LS** LIVE STREAMED

A TRACK A

B TRACK B

C TRACK C

Schedule is in Central Daylight Time

SATURDAY, OCTOBER 14, 2023

- 7:00 – 7:50 am** **S** **Controlling OA Pain in Cats: Where Do I Start?**, Drs. Joyce Login & Michelle Meyer **LS**
Cats may seem like they're hiding pain, but they're usually telling us plenty if we know their language. Help clients understand the signs of chronic feline osteoarthritis (OA) pain, get familiar with the ways OA affects more than just the joints of older cats—and find out all about how an anti-nerve growth factor (Anti-NGF) monoclonal antibody can control that pain. There will be real-world case studies shared that show before/after videos and give practical ways to get started treating more cats. It's easier than you think!
- 8:00 – 8:50 am** **A** **Nutritional Management of Diabetes Mellitus**, Dr. Audrey Cook **LS**
There is still substantial controversy regarding feeding protocols for cats with diabetes mellitus, along with new concerns about the impact of highly processed foods on pancreatic function. In this session, we will review the evidence behind current recommendations, and discuss the physiological responses of cats to various macronutrient profiles. The role of the incretins in glucose homeostasis and food intake will be summarized, along with the potential impact of advanced glycation end products on islet cell health.
- B** **The Feline Philosophy Behind Diagnosing GI Disease**, Dr. Craig Webb **LS**
This discussion will use cases to highlight fundamental principles—often best expressed by non-veterinarians—that are critical to the successful practice of veterinary medicine. Attendees will learn to recognize and appreciate the critical role that “philosophy” plays in their approach to everyday feline cases.
- C** **Sippin' Through Straws: Taking the Stress Out of Feline Neonate Tube Feeding**, Ellen Carozza **LS**
In this lecture we will go over this necessary and essential skill for technicians and practitioners, and we will troubleshoot common problems and nutrition goals encountered with tube feeding. You'll leave feeling confident and bring back a skill you can use immediately in practice. As a bonus, the speaker will discuss how to properly meet their nutritional needs during a crisis.
- 8:55 – 9:45 am** **A** **Nuanced Nutrition: Calcium Oxalate Urolithiasis**, Dr. Audrey Cook **LS**
Calcium oxalate stones are routinely identified in feline patients and cause considerable morbidity. Dietary modification may reduce stone formation, but the impact of electrolytes such as sodium must be carefully considered. As calcium oxalate urolithiasis is associated with chronic kidney disease, strategies to address both issues will be outlined.
- B** **The Feline Pyramid of Poop**, Dr. Craig Webb **LS**
This discussion will build a pyramid of differentials for feline diarrhea where each layer represents a unique category. The structure emphasizes the steps required to successfully travel from one layer to the next, guided by standard script recognition as well as key features of each level.
- C** **Chew With Your Mouth Closed! Preventing Food Phobias & Fighting at the Dinner Table in the Multi-cat Household**, Ellen Carozza **LS**
Feeding the multi-cat household can be quite the challenge for a family. In this discussion we will go over creating safe, friendly meal environments as well as preventing food aversion from fearful interactions. You will also learn how to deal with common problems with age difference feedings and prescription diets in the home.
- 11:00 – 11:25 am** **A** **Cobalamin: Diagnostic & Therapeutic Implications**, Dr. Audrey Cook **LS**
Vitamin B12 plays a key role in numerous metabolic processes, and deficiency can impact appetite, gastrointestinal tract function, and hematopoiesis. Although hypocobalaminemia is routinely reported in cats with inflammatory or infiltrative bowel disease, various other conditions can also impact serum cobalamin concentrations. In this lecture, the indications for measuring B12 and the implications of subnormal levels will be discussed.
- 11:00 – 12:15 pm** **B** **No Way Out! Constipation, Obstipation, Megacolon: Panel Discussion**, Drs. Adam Rudinsky, Betsy Swanson, & Craig Webb **LS**
This panel discussion will cover all aspects of this serious and stubborn feline condition.
- C** **RECOVER CPR Guideline Updates: Feline Focus**, Ken Yagi **LS**
When patients experience cardiopulmonary arrest (CPA), seconds count. A well-trained and prepared veterinary health care team can mean the difference between life and death when a patient experiences CPA. Once CPA occurs, high quality Basic Life Support (BLS) including chest compressions and ventilation are arguably the most important part of resuscitating the patient. Once chest compressions and ventilation have been started in cats that experience CPA, Advanced Life Support (ALS) interventions can help maximize the chance of achieving return of spontaneous circulation. This lecture will explain key concepts from the newly updated RECOVER 2.0 guidelines and BLS and ALS with a focus on updates related to felines.
- 11:25 – 12:15 pm** **A** **Modifying the Microbiome: The Role of Probiotics in Feline Practice**, Dr. Audrey Cook **LS**
Numerous probiotics products are routinely advocated for a range of diseases and conditions in cats. In this lecture, we will review the evidence to support the use of probiotics and discuss the limitations of our current understanding. We will also establish some ‘best practices’ when reaching for a probiotic, and provide the attendee with solid guidelines regarding when to consider this approach and how to select an appropriate product.

Schedule is in Central Daylight Time

SATURDAY, OCTOBER 14, 2023

- 12:30 – 1:30 pm**
- L Feline GI Immunity's Inextricable Links to Dietary & Microbiome Components, Dr. Alison Manchester IPO**
The gastrointestinal tract is home to the largest number of immune cells in the body. This organ system is tasked with excluding pathogens while assimilating nutrients. During this hour, we'll take a case-based approach to delve into function and dysfunction within the feline gastrointestinal immune system. Special attention will be devoted to the gut's most influential environmental triggers: the mucosal microbiome and dietary components. Attendees will be presented with data clarifying how and why microbial counterparts and food constituents impact the feline GI tract, as well as with existing evidence for the role of nutritional interventions in cats with chronic enteropathy. The lecture will incorporate basic and clinical research with the goal of providing actionable recommendations to improve management of clinical cases.
 - L Why is This Kitty Skinny? What Should I Do About It?, Dr. Jessica Pritchard IPO**
Participants will learn to differentiate sarcopenia from cachexia and interventions to help cats losing weight. We'll discuss the most common disease processes leading to weight loss in cats, how to diagnose them, and how to help cats gain weight back. Pharmacologic interventions will be the main focus, with a brief discussion of assisted feeding techniques as well.
 - L Let's Get Digital: How Smart Pet Tech Can Make a Big Impact on Cat Care, Dr. Sheryl Gamble IPO**
Millennial and Gen Z clients are now the largest segment of pet caregivers. A recent study shows that this new generation of caregivers view their pet as a part of the family and are willing to spend more money on them than previous generations. As digital natives, this segment of pet caregivers seek out technology to solve common issues, including for their health and pets. The Sure Petcare feline line of microchip and app connected technologies seeks to bridge the gap between pet caregivers, pet health, and best medical practice in the veterinary clinic while also solving for common issues in multi-cat households.
- 1:40 – 2:30 pm**
- A Management of Liver Disease, Dr. Adam Rudinsky LS**
What tools are available for management of liver disease? Are we using them correctly? In this lecture, we will review the most common medications, dietary approaches, and other supplements used for liver disease management and treatment in cats. This discussion will include evidence-based analysis of the management strategies we reach for in our hospital pharmacies. We will also discuss how these therapies apply to the most prevalent differentials in feline chronic liver disease.
 - B Diagnostic Testing in Feline Chronic Enteropathy Demonstrates Evolution from Inflammatory Bowel Disease to Intestinal Lymphoma, Dr. Anne Avery LS**
The most common form of feline inflammatory bowel disease is characterized by epitheliotropic T lymphocytes. A diagnosis of lymphoma is made when these cells are present in high concentrations or cause disruption of mucosal architecture, or both. Although not formally demonstrated by a longitudinal study, these two diseases are almost certainly a continuum. The point at which the disease transitions from inflammation to neoplasia is difficult to detect by histology alone. Other testing, including clonality assessment with the PARR assay and detection of the STAT5B mutation, may be useful for clarifying histology, but ultimately the utility of these diagnostics will be determined by their ability to predict outcome. In this talk, data from multiple types of diagnostic testing will be presented to support the hypothesis that inflammatory bowel disease and lymphoma are a continuum. The principles behind different tests, their relationship to one another, and their ability to predict outcomes will also be discussed.
 - C Nursing & Nutrition for the Critical Feline Patient Who Just Won't Eat!, Dr. Ashlie Saffire LS**
Nutritional support for the critically ill is an important part of nursing hospitalized patients and prompt intervention is crucial to recovery. In this discussion we will review helpful nursing techniques for anorexic hospitalized patients. Improving the hospitalization environment to reduce stress, recognizing signs of pain and nausea, in addition to placement and use of enteral feeding tubes will be discussed.
- 3:15 – 4:05 pm**
- A Liver & Biliary System: Peri-Operative Care, Surgical Evaluation, & Diagnostic Sampling, Dr. Betsy Swanson LS**
This presentation will discuss presurgical workup, perioperative considerations, common surgical liver diseases, and indications and techniques for obtaining liver biopsies in cats. We will also review normal feline biliary tract anatomy and biliary diseases, how to evaluate the biliary system during surgery, how to collect a bile sample, and when to refer for surgery.
 - B The Role of Microbiome: Supporting, Immune Modulating, & Stress Lessening Probiotics in GI Diseases, Dr. Michael Lappin LS**
Research evaluating the clinical effects of probiotics and synbiotics used in cats is ongoing. In this session, data supporting the use of certain probiotics to lessen stress, stabilize the GI microbiome, and modulate the immune system in cats will be presented. Emphasis will be placed on commercially available probiotics and clinical uses.
 - C Discussing Diabetes Mellitus: Empowering Technicians, Ken Yagi LS**
Become the diabetes Tech Champion of your clinic. From the first interaction you have with a pet caregivers to the diabetes conversation after diagnosis and throughout the long-term care of a diabetic pet, this presentation will empower you to support pet caregivers as they embark on the diabetes journey.

SATURDAY, OCTOBER 14, 2023 continued

4:10 – 5:00 pm

A **Interpreting Liver Biopsies**, *Dr. Adam Rudinsky* **LS**

The liver biopsy is the elusive, holy grail of hepatic diagnostics. But as clinicians, what are we looking for and when? In this lecture, we will review when a liver biopsy is most useful and worth the investment of time and patient involvement. We will discuss the most useful findings and differentials obtained from liver biopsies related to feline chronic liver disease. And more importantly, how to effectively translate this information into an action plan for our patients. In a world where convincing caregivers to biopsy the liver is a challenge, we will emphasize evidence-based justification for this procedure so that we can utilize it appropriately, confidently, safely, and judiciously.

B **Update on the Diagnosis & Management of Infectious GI Diseases**, *Dr. Michael Lappin* **LS**

There are multiple bacterial, parasitic, and viral agents associated with vomiting or diarrhea in cats. In this session, updates on many of the most common infections will be presented. Emphasis will be placed on newer diagnostic tests and newer treatments. Prevention will also be discussed for most agents.

C **Practical Application of Feline Emergency Transfusions**, *Ken Yagi* **LS**

The ability to perform transfusions in an emergency is a lifesaving form of treatment today. When it comes to feline patients, the story becomes complicated and faces practical challenges. Having enough of the correct type of blood can be a practical limitation in providing care. Application of transfusion medicine involves determining when transfusions are truly needed, compatibility testing, and careful administration. The option of transfusing dog blood into cats has been an emergency maneuver more veterinary practitioners are depending on to provide the needed red blood cells. We will explore the facts surrounding feline transfusions including the most recent evidence.

5:00 – 5:30 pm

Cat Friendly Practice®: Because You're Worth It

If you are looking for a proven way to improve cat caregiver satisfaction, bring more cats into your practice for healthcare, and improve your team dynamic when handling and caring for cats, the Cat Friendly Practice Program is for you! Please join us to learn how to improve your practices' bottom line, your teams' safety and happiness at work while we discuss the Cat Friendly Practice Program and the small changes you can make to achieve this designation.

SUNDAY, OCTOBER 15, 2023

7:00 – 7:50 am

S **Feline Constipation: Updates on Acute & Chronic Treatment Modalities**, *Dr. Ashlie Saffire* **LS**

Join us for a comprehensive discussion on acute and chronic management strategies for feline constipation. Techniques including the use of polyethylene glycol (PEG 3350) administered at a constant rate infusion via nasoesophageal tube in the acutely obstipated patient will be shared. Additionally, we will discuss how the use of fiber and diet therapy can help with chronic management and prevention.

7:30 – 10:00 am

W **Cat Friendly Interactions & Handling Workshop**, *Dr. Ilona Rodan* **IPO**

Cat Friendly veterinary interactions and handling increase human safety, team and client satisfaction, appointment efficiency, feline veterinary visits, and patient welfare. The goal is to understand the cat, both as a species and individual, and tailor the exam to each cat by appropriately responding to their emotional state and behavioral responses. As the stress of veterinary visits starts and ends at home, an important component of our care is cooperative care, partnering with caregivers to create feline positive emotional associations with the carrier and veterinary care. Working cooperatively with cats to increase physical and emotional health makes cats safer and easier to work with, resulting in appointments being completed more quickly and reducing the numbers of personnel needed. This hands-on workshop will begin with an updated summary presentation to help understand cats and why certain handling techniques work best. This will be followed by a breakout into small groups with demonstration of multiple techniques by Dr. Rodan; each attendee will then have the opportunity to apply those techniques utilizing live cats. This session requires separate registration. Read more on page 23.

8:00 – 8:50 am

A **Approach to the Vomiting Cat: Causes, Treatment, & Management**, *Dr. Adam Rudinsky* **LS**

Do all cats vomit? That is the common misconception amongst many caregivers, as well as some veterinarians. We will start the discussion of this topic with a review of the scope of the problem and how prevalent vomiting is for cats. Following that, we will discuss the more frequently overlooked causes of vomiting, how they are diagnosed, and how they are treated. This is a large world of differentials well beyond chronic inflammatory enteropathies and small cell lymphoma!

B **Stem Cells in Feline GI Disease**, *Dr. Craig Webb* **LS**

The basic but fascinating biology of feline adipose-derived mesenchymal stem cells will be discussed as it relates to cats: where they come from, what they can do, what has been done with them so far, what might we do with them, and what might you do with them.

8:55 – 9:45 am

A **Approach to Diarrhea in Kittens**, *Dr. Adam Rudinsky* **LS**

In this seminar, we will review pediatric feline diarrhea management and major roadblocks in addressing this frustrating clinical scenario. This lecture will prioritize fundamental diagnostics and empirical treatments which can be utilized based on current literature and new findings from recent research. A special focus will be made on the vast array of infectious diseases and associated diagnostics targeted in early life gastrointestinal disease.

B **Diagnostic Dilemmas: The History, Mystery, & Bemoaning of Feline Triaditis**, *Dr. Craig Webb* **LS**

Although the education of veterinarians is designed in 50-minute blocks as if diseases occur one-at-a-time and are clearly labelled, nothing could be further from the truth. Cats are the poster child for comorbidities, with Feline Triaditis being a classic representation of this phenomenon.

Schedule is in Central Daylight Time

SUNDAY, OCTOBER 15, 2023 continued

- 10:45 – 11:35 am** **A** **Feline Pancreatic Disease: Familiar Friends & Missed Connections**, *Dr. Adam Rudinsky* **LS**
 In this lecture, we will review inflammatory pancreatic disease (e.g., pancreatitis) in cats as well as underrecognized disease of the pancreas (e.g., feline exocrine pancreatic insufficiency) with an emphasis on achieving a diagnosis and proper case management. We are all familiar with pancreatitis and in the first half of this lecture we will review current updates in diagnosis and management of this syndrome. In the second half of the lecture, we will focus on the often overlooked exocrine disorder of the pancreas and how it deviates from many clinician's 'classic' view of the disorder.
- B** **Feline Chronic Enteropathy**, *Dr. Craig Webb* **LS**
 This discussion will focus on a few of the more rare and more recent entries into the recognized group of Feline Chronic Enteropathies, but most of our focus will be on inflammatory bowel disease versus low-grade alimentary lymphoma. Attendees will learn what we know about diagnosis, prognosis, and treatment, as well as what we don't know.
- 11:40 – 12:30 pm** **A** **Approach to the Yellow Cat**, *Dr. Adam Rudinsky* **LS**
 In this lecture, we will review the most common causes of chronic liver disease in cats with an evidence-based emphasis on empirical management strategies. We will discuss the most prevalent, concerning, and important differentials related to feline chronic liver disease and how to effectively translate this information into empirical management plans for chronic liver patients. In a world where convincing caregivers to biopsy the liver is a challenge, we will demystify the empirical 'without biopsy' approach to liver patients in a practical patient-centered approach.
- B** **FMT: What's Coming Down the Pipeline**, *Dr. Craig Webb* **LS**
 The "Microbiome" is all the rage, seemingly responsible for most every ailment known to the veterinary profession. So it is no surprise that Fecal Microbiota Transplantation (FMT) is rising out of the litter box and into our practice at a rapid rate. This discussion will help attendees appreciate the potential, put together a recipe, and critically consider the paucity of evidence behind the magic that is FMT.
- 12:40 – 1:40 pm** **L** **Elevate Your Practice's Feline Wellness at Every Life Stage**, *Dr. Matt McGlasson* **IPO**
 Today's feline caregivers want the absolute best for their cats. Is your practicing doing enough? In this lecture, we will discuss important touch points and messaging for every life stage of our feline patients. Cats make our lives so much better—let's elevate the care that we provide!
- L** **Cats Don't Read Textbooks: The Conundrums of Diagnosing Feline Hyperthyroidism**, *Dr. Kelly St. Denis* **IPO**
 We all know *that* cat. The total T4 is a little bit high, but there are no clinical signs. Or maybe the T4 is normal, but the clinical picture fits with feline hyperthyroidism. Perhaps there are comorbidities which are complicating the diagnosis. Sometimes a diagnosis of feline hyperthyroidism can be straight forward, but at times we are left with 'that cat,' trying to sort out what to do next. In this seminar, we will explore diagnostic dilemmas with feline hyperthyroidism including how to use additional testing to navigate our way through the diagnostic maze. We will also look at case management, with or without comorbidities.
- L** **Don't Sugar Coat It: Treatment Options for the Diabetic Cat**, *Dr. Cynthia Ward* **IPO**
 Treatment of the diabetic cat can be a challenge to caregivers and veterinarians. This talk will focus on options available for successful diabetic management in the cat. Different approaches to treatment will be discussed and appropriate clinical cases will be highlighted.
- 1:45 – 2:35 pm** **A** **Emerging or Just Ignored: Ductal Plate Malformations**, *Dr. Adam Rudinsky* **LS**
 In this lecture, we will discuss one of the emerging diseases in feline liver disease, ductal plate malformations. Are they really new? Or are we just now understanding the scope of what they are? Here we will discuss what types of ductal plate malformations are recognized and how they may be impacting some of our most challenging and refractory liver patients.
- B** **The Vomiting Cat: Probing for Answers in the Older Cat**, *Dr. Jennifer Babineaux* **LS**
 This session will cover using ultrasound to diagnose the underlying causes of vomiting in the older cat, focusing on chronic enteropathies and neoplasia. The session will review the ultrasound appearance of the normal feline gastrointestinal system and contrast normal with changes observed on ultrasound in cats with chronic enteropathies and gastrointestinal neoplasia. Attendees will feel more confident in utilizing ultrasound to assist in the diagnosis of chronic enteropathies and gastrointestinal neoplasia.
- 2:40 – 3:30 pm** **A** **Feline Gastrointestinal Eosinophilic Sclerosing Fibroplasia**, *Dr. Petra Cerna* **LS**
 Feline gastrointestinal eosinophilic sclerosing fibroplasia (FGESF) is a recently described disease in cats that presents as eosinophilic mass(es) that are associated with the gastrointestinal tract and abdominal lymph nodes, most commonly near the pylorus or ileocolic junction. This disease is most commonly seen in middle-aged cats of all breeds with Ragdolls being overrepresented. This lecture will focus on presenting the most common clinicopathological findings in cats with FGESF as well as diagnosis of this disease. Last but not least, it will cover possible treatments and outcome of cats with FGESF.
- B** **The Vomiting Cat: Probing for Answers in the Younger Cat**, *Dr. Jennifer Babineaux* **LS**
 This session will cover using ultrasound to diagnose the underlying causes of vomiting in the younger cat, focusing on acute causes of vomiting. Attendees will develop a solid understanding of when to choose radiographs vs. ultrasound as an imaging modality in cases of acute vomiting. Attendees will feel more confident in utilizing ultrasound to assist in the diagnosis of gastric or intestinal foreign bodies, acute gastroenteritis, intussusception, and acute pancreatitis.

Why Should I Attend?

Join colleagues from around the world as you access AAFP's cutting-edge and high quality feline education. We have planned something for everyone with various sessions on all topics within feline nutrition and gastroenterology. The 7th World Feline Veterinary Conference is a hybrid event, which means it will be both in-person and available virtually.

We invite you to join us in Memphis to interact in-person, earn CE, visit the exhibit hall, and connect with a network of colleagues, friends, and speakers. If you would prefer to stay close to home (or are even scheduled to work), then join us online for the virtual conference experience.

Both in-person and virtual attendees will have access to the recorded live streamed and virtual-only sessions until May 31, 2024 which gives you plenty of time to access the platform and top-notch feline-specific CE!

Continuing Education Credits

This conference has been submitted (but not yet approved) for continuing education credits in jurisdictions that recognize AAVSB RACE approval; however, participants should be aware that some boards have limitations on the number of hours accepted in certain categories and/or restrictions on certain methods of delivery of continuing education. Contact AAFP Headquarters for further information at conference@catvets.com. Once obtained, the program approval number will be listed on the conference website at www.catvets.com/education and on the CE form.

- In-person attendees can access up to 33 CE Hours live in-person and a total of 65.5 CE Hours with both onsite sessions and virtual-only sessions. In-person attendees can choose from 67 CE sessions (both in-person and virtual-only) as well as other presentations.
- Virtual attendees can access up to 27.5 live streamed CE Hours and a total of 55.5 CE Hours with both live-streaming and virtual-only sessions.

RACE Standards

New in 2021 - RACEtrack® is a free service that allows veterinary professionals the chance to record all continuing education (CE) course work in a single centralized database. This system easily communicates your CE to your credentialing agencies while also allowing those authorized agencies to retrieve your CE. You can visit the website here: <https://aavsb.org/ce-services/racetrack>.

As a CE provider, the AAFP is required to upload an attendee roster to this platform. This attendee roster requires your license number and state, and we are therefore asking for this information when you register for the conference. Attendees will be identified by license number and the licensing jurisdiction with no other personal information.

Cancellation Policy

Registration fees for virtual registration are non-refundable. If you are unable to attend the live streamed sessions, they will be recorded and available for viewing on-demand until May 31, 2024.

Cancellation of in-person registration will still allow you to have virtual access to live-streaming and/or on-demand access through May 31, 2024. For in-person attendees, cancellations received by Friday, September 15, 2023 will receive a refund of the difference between the in-person rate and virtual rate. In-person registration cancellation received after Friday, September 15, 2023 will not be eligible for refunds. Please note if you cancel your conference registration, it does not constitute cancellation of your hotel reservation.

Consent to Use Photographic Images

Registration and attendance at, or participation in, the AAFP Conference and other activities constitutes an agreement by the registrant to AAFP's use and distribution (both now and in the future) of the registrant or attendee's image or voice in photographs, video, electronic reproductions, marketing efforts and materials, and audiotapes of such events and activities.

Event Policies and Attendee Guidelines

The AAFP is dedicated to providing a safe and productive environment for everyone attending our events. To help ensure all attendees have a pleasant conference experience, we ask you to please read through and abide by our conference policies and attendee guidelines. They include, but are not limited to: General Policies, Code of Conduct, Personal Safety and Security, Americans with Disabilities Accommodations, and Waiver and Release of Liability for Communicable Disease for In-person Attendees. These can be read at www.catvets.com/education/conference/policies.

****Dressing in layers at the in-person conference is recommended due to room temperature variations.***

*****Please note that children are not permitted in the educational session rooms.***

Nursing mothers can reach out to conference@catvets.com for information about accommodations.

Registration

Registration costs for attending, either in-person or virtually, are listed below. All attendees who register for the in-person conference will also receive access to the virtual platform for the days they registered in order to virtual-only sessions as well as live sessions they may have missed.

In-person Registration - Memphis, TN		EARLY BIRD (BY 9/15/23)	REGULAR (AFTER 9/15/23)
Pre-conference Day (Thursday)			
	Veterinarian Member	\$160	\$190
	Veterinarian Non-Member	\$215	\$245
	Technician/Manager/Other Support Staff Member	\$100	\$120
	Technician/Manager/Other Support Staff Non-Member	\$110	\$130
	Student	\$ 30	\$ 45
Three-Day Conference (Friday - Sunday)			
Veterinarian	Member	\$580	\$655
	Non-Member	\$695	\$770
	One-Day/Two-Day Registration (per day)	\$260	\$295
	New Membership & Three-Day Conference BUNDLE*	\$809	\$884
Technician/Nurse	Member	\$240	\$290
	Non-Member	\$290	\$340
	One-Day/Two-Day Registration (per day)	\$110	\$135
	New Membership & Three-Day Conference BUNDLE*	\$354	\$404
Practice Manager & Other Support Staff	Member	\$220	\$270
	Non-Member	\$270	\$320
	One-Day/Two-Day Registration (per day)	\$100	\$125
	New Membership & Three-Day Conference BUNDLE - Practice Manager*	\$334	\$384
	New Membership & Three-Day Conference BUNDLE - Support Staff*	\$269	\$319
Student		\$ 95	\$120
Additional Items & Events			
	Cat Friendly Interactions & Handling Workshop (Limited to 36)	\$200	\$200
	Hands-on Feline Orthopedic Evaluation Workshop (Limited to 30)	\$475	\$475
	Yoga - Friday and/or Saturday (Waiver must be submitted)	FREE	FREE
	Lunch & Learn (Limited to 120 people. Maximum of 2 sessions per person, one per day)	FREE	FREE
	Guest Registration (Friday - Sunday)	\$299	\$339
	Guest Ticket (Thursday or Friday Reception, each)	\$ 40	\$ 50
	Printed Proceedings Book (additional \$15 for shipping if virtual attendee)	\$ 65	\$ 65

Printed Proceedings Books purchased by virtual attendees after September 15 may not arrive until after the Conference.

Virtual Registration		EARLY BIRD (BY 9/15/23)	REGULAR (AFTER 9/15/23)
Full Conference (Thursday - Sunday)**			
Veterinarian	Member	\$309	\$359
	Non-Member	\$449	\$499
	New Membership & Full Conference BUNDLE*	\$538	\$588
Technician/Nurse	Member	\$179	\$205
	Non-Member	\$229	\$255
	New Membership & Full Conference BUNDLE*	\$293	\$319
Practice Manager & Other Support Staff	Member	\$139	\$159
	Non-Member	\$175	\$195
	New Membership & Full Conference BUNDLE - Practice Manager*	\$253	\$273
	New Membership & Full Conference BUNDLE - Support Staff*	\$188	\$208
Student		\$ 59	\$ 69

New Membership purchased with a three day conference registration will begin September 15, 2023 and go through December 31, 2024. This special deal only applies to individuals who have never been AAFP members in the past and fall within the above categories of membership.

**Please note that Virtual Registration now includes the Full Conference from Thursday to Sunday. You don't need to purchase the Pre-conference Day on Thursday separately to have access.

Registration Types

In-person Registration

Please note that all in-person attendees will also receive access to the virtual platform for the days that they registered and all virtual-only sessions.

Virtual Registration

Registration for the virtual conference will include live streaming of sessions from the in-person conference to the virtual platform for the full conference (Thursday to Sunday). Please note that additional sessions such as the Lunch & Learns, workshops, and exhibit hall will not be live streamed. Please review the full agenda to see which sessions will be live streamed. They are denoted with an **LS** mark.

Live streamed sessions will be recorded and made available on-demand in the virtual platform 3 business days after they occur. Any attendee wishing to get CE credit for the on-demand sessions will need to take and pass a CE quiz.

There will also be virtual-only sessions available for attendees to watch at any time totaling 4 CE hours. To see all of the virtual-only sessions, please refer to the virtual-only agenda and abstracts on page 7.

Bundle Option

The AAFP is offering a BUNDLE option for those individuals who are not an AAFP Member and want to join as well as register for the conference at the member rate. Those who sign up for the Bundle option will receive membership starting on September 15, 2023 and it will run through December 31, 2024.

Included in Both In-person and Virtual Registration

Virtual-only Sessions

Virtual-only sessions will be available for all registered attendees to watch on the conference platform. Sessions will be available to watch on-demand through May 31, 2024.

Breakfast Symposia

Back for a second time, we will be offering sponsored Breakfast Symposia lectures complimentary to all attendees. Join us for presentations on constipation sponsored by Royal Canin and OA pain sponsored by Zoetis.

Conference App

A Conference App will be available to all attendees, both in-person and virtual. The App will contain access to the schedule, live stream, virtual-only sessions, virtual exhibit hall, and more. With complimentary Wi-Fi sponsored by Dechra in the meeting space for all in-person attendees, accessing the App will be easier than ever! Access details will be emailed prior to the Conference.

Virtual Exhibit Hall

Each registered attendee has full access to the Virtual Exhibit Hall which will have a variety of companies exhibiting. Attendees will be able to “visit” the exhibit booths and explore all that they have to offer, which can include the company description, PDF handouts, links to company products, button to request information, and more. The in-person Exhibit Hall will be available to all in-person attendees from Friday to Sunday.

Please note: the AAFP does not endorse the products or services of the companies that exhibit.

Conference Proceedings

Proceedings Notes are provided to each attendee. Since we know you cannot be in two places at one time, the notes for most of the sessions will be included in the conference proceedings so you will not miss out on any valuable information. Below are the two options for obtaining the proceedings notes.

- 1. Online Proceedings:** Each registered attendee will receive an email approximately three weeks prior to the event with complimentary online access to the conference proceedings on the AAFP website. **You MUST print out these notes if you want the proceeding notes onsite (unless you have pre-purchased a printed book).**
- 2. Printed Book:** You may pre-purchase a Printed Proceedings Book for \$65.00. If you purchase a Proceedings Book but do not attend the conference in-person, there will be a \$15 shipping and handling fee and the book may not arrive until after the start of the conference. Please note that we can only ship to attendees within North America. If you purchase a Proceedings Book, but live outside of North America, we are unable to fulfill the order and will have to cancel the order.

Included in Your In-person Conference Registration

Meals

Your conference registration includes breakfast and lunch all three days of the general conference. A large variety of hot and cold items are served, including vegetarian, vegan, and other healthy alternatives. Coffee breaks and receptions are also provided. Pre-conference Day, which is an additional fee not included in the Three-Day Conference, includes lunch and a coffee break with snack in the afternoon.

Welcome Reception

All attendees are invited to the welcome reception hosted by Boehringer Ingelheim on Thursday, October 12. Refreshments and appetizers will be provided while you have the opportunity to network and socialize with friends and meet new colleagues.



Happy Hour Reception

All attendees are invited to this reception hosted by Elanco on Friday, October 13 in the Exhibit Hall. Refreshments and appetizers will be provided as you have the opportunity to visit with exhibitors and colleagues. We encourage all conference attendees to make the most of this time to ask questions, test equipment, create relationships, and learn about new products.



Giveaways & Raffle Prizes

Attendees will receive a plethora of giveaways with your registration materials. Raffle prizes will also be awarded, so be sure to visit the exhibit hall to stamp your Exhibit Passport, included in your registration materials onsite, for your chance to win!

Internet & Wi-Fi Access

We understand that everyone needs to stay connected while you are away, so you will have computer access at the VIN cybercafé lounge throughout the entire conference. Here you can also access the conference evaluation, new practice guidelines, and renew your AAFP membership. Complimentary Wi-Fi will also be provided to all attendees in the AAFP Convention Center ballroom space and exhibit hall. This Wi-Fi is sponsored by Dechra.



Early Riser Yoga Class

The Early Riser Yoga classes are free for all conference attendees. Read more information below and on page 26 and sign up for this event when you register. A waiver must be submitted for every participant.

Exhibit Hall

Each registered attendee has full access to the In-person Exhibit Hall. We have invited a large variety of companies to exhibit at our conference. The Exhibit Hall will be open during coffee breaks, lunches, and the Friday Happy Hour Reception. In-person Exhibit Hall hours are listed below and Virtual Exhibit Booths can be accessed at anytime from the Conference Platform.

A full list of exhibiting companies can be found at www.catvets.com/conference2023. Please note: the AAFP does not endorse the products or services of the companies that exhibit.

Friday, October 13, 2023	Exhibits open 9:30 am to 6:45 pm
Saturday, October 14, 2023	Exhibits open 9:45 am to 3:15 pm
Sunday, October 15, 2023	Exhibits open 9:45 am to 1:45 pm

Special Events

Early Riser Yoga Classes

The AAFP will be hosting a Yoga class, a healthy morning activity, to provide you with the tools to stay motivated and jumpstart your day. The Yoga class is a system of techniques, including breath control, simple meditation, and the adoption of specific bodily postures, practiced for health and relaxation. This session will be easy to follow, for all ages, and anyone from beginners to advanced workout enthusiasts are welcome. There will be two Yoga classes provided – Friday, October 13 and Saturday, October 14 from 6:00 - 7:00 am; all located in the Heritage Ballroom in the Sheraton Hotel. Why not meet up with your colleagues and enjoy a relaxing time before a full day of CE?

Attendees must pre-register for this event and must complete the waiver below to participate.

Ticket Prices: FREE (waiver required)

If you have signed up for Yoga, please sign the waiver online at www.catvets.com/yogawaiver.

Special Events continued

Workshops

Hands-on Feline Orthopedic Evaluation Workshop

The approach to a clinically meaningful and efficient orthopedic evaluation of the cat will be discussed. The components of capturing a relevant history, observation of the cat, and the hands-on examination will be presented and discussed. Delegates will gain hands-on (yes, live cats) and expert guided experience in techniques for successful orthopedic/osteoarthritis examinations. Cat Friendly and staff friendly approaches will be emphasized. Learn how to augment your feline practice and build stronger client bonds with your cat caregivers. Review tools and protocols to optimize outcomes for your feline osteoarthritic patients.

Separate registration is required in order to attend this event and this Workshop is not included in Pre-conference Day registration. The Workshop will take place on Thursday, October 12 from 7:45 - 11:45 am. Make sure you return your registration form early in order to get a seat in the Workshop. Attendance is on a first-come, first-served basis and conference registration is required.

Ticket Price: \$475 (Limited to 30 Registrants)

Cat Friendly Interactions & Handling Workshop

The goals of Cat Friendly handling are to minimize feline stressors and to promote positive veterinary experiences for cats, subsequently increasing feline welfare, caregiver loyalty, and human safety. More appropriate handling techniques are provided for cats that continue to display fear or other negative emotions despite our best efforts. Understanding the cat is the foundation of feline handling principles and techniques. Cats are unique animals because they are the only solitary hunter that can live amicably with people. They have strong survival instincts and protective mechanisms when they perceive threats which are not uncommon during veterinary visits. This hands-on Workshop will begin with an updated summary presentation to help understand cats and why certain handling techniques work best. This will be followed by a breakout into small groups with demonstration of multiple techniques by Dr. Rodan; each attendee will then have the opportunity to apply those techniques utilizing live cats. Registrants are strongly encouraged to prepare for the lab prior to the conference and will be emailed about attending a free webinar and reviewing recommended reading (estimated 2 - 3 hours). It is recommended that you wear closed-toed shoes and scrubs or a doctor's jacket (optional).

Separate registration is required in order to attend this event. The session will take place on Sunday, October 15 from 7:30 - 10:00 am. Make sure you return your registration form early in order to participate in the Workshop. Attendance is on a first-come, first-served basis and conference registration is required.

Ticket Price: \$200 (Limited to 36 Registrants)

Sponsored Lunch & Learn Sessions

Friday Lunch & Learns

Lunch & Learn #1: Boehringer Ingelheim will be sponsoring a Lunch & Learn session on Friday, October 13 entitled, *Velagliflozin: An Oral Solution for the Diabetic Cat*, presented by the Diabetes Masterclass Speakers. For a detailed description, see page 14.



Lunch & Learn #2: Idexx will be sponsoring a Lunch & Learn session on Friday, October 13 entitled, *Evolving the Feline MDB: Purrfect Balance for Your Patient Assessment*, presented by Drs. Elizabeth Schooley & Kelly St. Denis. For a detailed description, see page 14.



Lunch & Learn #3: Zoetis will be sponsoring a Lunch & Learn session on Friday, October 13 entitled, *Calming Cats: The Impact of Transport & Anxiety on Our Cats, Cat Caregivers, & Practices* presented by Dr. Tracey Deiss. For a detailed description, see page 14.



Saturday Lunch & Learns

Lunch & Learn #1: Purina will be sponsoring a Lunch & Learn session on Friday, October 14 entitled, *Feline GI Immunity's Inextricable Links to Dietary & Microbiome Components*, presented by Dr. Alison Manchester. For a detailed description, see page 16.



Lunch & Learn #2: Dechra will be sponsoring a Lunch & Learn session on Friday, October 14 entitled, *Why is This Kitty Skinny? What Should I Do About It?*, presented by Dr. Jessica Pritchard. For a detailed description, see page 16.



Lunch & Learn #3: Merck will be sponsoring a Lunch & Learn session on Friday, October 14 entitled, *Let's Get Digital: How Smart Pet Tech Can Make a Big Impact on Cat Care*, presented by Dr. Sheryl Gamble. For a detailed description, see page 16.



Sunday Lunch & Learns

Lunch & Learn #1: Basepaws Veterinary will be sponsoring a Lunch & Learn session on Sunday, October 15 entitled, *Elevate Your Practice's Feline Wellness at Every Life Stage*, presented by Dr. Matt McGlasson. For a detailed description, see page 18.



Lunch & Learn #2: Zomedica will be sponsoring a Lunch & Learn session on Sunday, October 15 entitled, *Cats Don't Read Textbooks: The Conundrums of Diagnosing Feline Hyperthyroidism*, presented by Dr. Kelly St. Denis. For a detailed description, see page 18.



Lunch & Learn #3: Elanco will be sponsoring a Lunch & Learn session on Sunday, October 15 entitled, *Don't Sugar Coat It: Treatment Options for the Diabetic Cat*, presented by Dr. Cynthia Ward. For a detailed description, see page 18.



Separate registration is required in order to attend these events and space is limited in each session. Make sure you register early in order to participate in a Lunch & Learn. ***We ask that you please limit your registration to two Lunch & Learn sessions over the three days so others have the opportunity to attend.*** Attendance is on a first-come, first-served basis and conference registration is required.

Ticket Price: FREE (Limited to 120 Registrants each)

Hotel Information and Reservations

Sheraton Memphis Downtown Hotel (Conference Headquarters Hotel)

250 North Main Street, Memphis, TN, 38103

Phone Reservations: (800) 325-3535 - Use Group Discount Code: American Association of Feline Practitioners

[Click here for online reservations.](#)

Run of House Room Rates: \$189.00 USD Single/Double Occupancy Rate

**Hotel room rates are subject to applicable state and local taxes in affect at the time of the check-out.*

Hotel Deadline: Friday, September 15, 2023

Room Rate Includes:

- Check-In: 4:00 pm; Check-Out: 11:00 am
- Complimentary 24-hour access to the fitness center and indoor pool is also available
- Complimentary Wi-Fi in guest rooms

Cancellation Policy: Cancel 72 hours prior to arrival.

This hotel is connected to the Renasant Convention Center via a skywalk.

Crowne Plaza Memphis Downtown

300 North Second Street, Memphis, TN 38105

Phone Reservation: (877) 227-6963 - Use Group Discount Code: American Association of Feline Practitioners

[Click here for online reservations.](#)

Run of House Room Rates: \$189.00 USD Single/Double Occupancy Rate

**Hotel room rates are subject to applicable state and local taxes in affect at the time of the check-out.*

Hotel Deadline: Friday, September 15, 2023

Room Rate Includes:

- Check In: 3:00 pm; Check Out: 11:00 am
- Complimentary 24-hour access to the fitness center
- Complimentary Wi-Fi in guest rooms
- Complimentary use of the outdoor pool (open year-round)

Cancellation Policy: Cancel 24 hours prior to arrival.

This hotel is .5 miles from the Renasant Convention Center.

Traveling to the Conference

Airport: Memphis International Airport

- Website: www.flymemphis.com
- Distance: Distance 12 miles ~ 17 minutes
- Transportation to/from Memphis Airport: All costs and times are approximate.
 - Estimated Taxi Fare: \$26 ~ 17 minutes
 - Shuttle Service \$35 ~ 17 minutes
 - Bus service, one way \$4.
 - Uber/Lyft \$18 - \$20
- Airline Discounts Available: The AAFP has arranged for airfare discounts through United and Delta. The AAFP does not endorse utilizing these platforms or businesses, nor have any relationship with these airlines. At the time of the meeting, these were the only airlines that offered conference discounts and as a courtesy to our attendees, the AAFP has arranged for a discount code. The discount will vary based on itinerary, location, operator, and fare. Please email conference@catvets.com for the discount code for both airlines.

AAFP Attendee Parking Rates

Hotel & Convention Center Parking

- Sheraton Memphis Downtown Hotel ~ \$29 daily; \$15 hourly (valet only)
- Crowne Plaza Memphis Downtown ~ \$22/overnight; \$10 daily (self-park only)
- Renasant Convention Center ~ \$10/daily. For parking, the GPS address is 266 North Front Street, Memphis, TN.
- Street Parking

For more information on transportation and parking visit the [AAFP website](#) here.