

2015

REGISTRATION BROCHURE

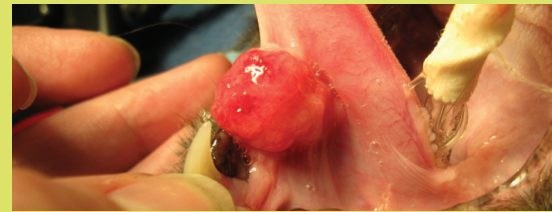
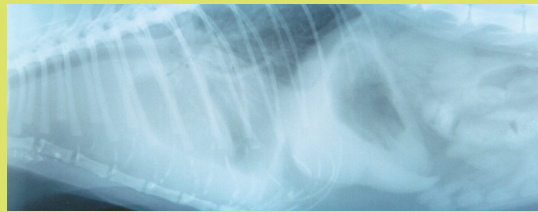
American Association of  
Feline Practitioners  
*presents*



# 3<sup>rd</sup> World Feline Veterinary Conference



## *Diagnostic Imaging and Oncology*



[www.catvets.com/education](http://www.catvets.com/education)

October 1-4, 2015

Manchester Grand Hyatt  
San Diego, California USA



Partnering with the  
International Society of Feline Medicine



American Association of Feline Practitioners

2015

3<sup>rd</sup> WORLD FELINE VETERINARY CONFERENCE

# Diagnostic Imaging and Oncology

October 1 - 4, 2015 ■ Manchester Grand Hyatt ■ San Diego, CA

THURSDAY, OCTOBER 1, 2015

5 Additional CE Hours

## Pre-conference Day Sessions

### PRE-CONFERENCE SESSIONS

Separate registration required

Food for Thought Luncheon in Grand Hall D

Pre-conference registration required

Sponsored by



11:15 – 12:45 pm

**Chronic Kidney Disease: Making the Most of Early Diagnosis**

*Dr. S. Dru Forrester and Dr. Jane Robertson*

1:00 – 5:30 pm



**ABVP/AAFP Seminar & Social in Grand Hall C**

Included in Pre-conference registration

Sponsored by



1:00 – 2:00 pm

**End of Life Issues in Feline Medicine**

*Dr. William Folger*

2:00 – 3:00 pm

**Death & Dying: Feline Euthanasia in the Clinical Setting**

*Dr. Elizabeth Colleran*

3:00 – 3:30 pm

**Seminar & Social Refreshment Break**

Included in Pre-conference registration

Sponsored by



3:30 – 4:30 pm

**Controversies Surrounding Protein in Feline Nutrition**

*Dr. Margie Scherk*

4:30 – 5:30 pm

**Emerging Infectious Diseases**

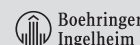
*Dr. Susan Little*

5:30 – 7:00 pm

**WELCOME RECEPTION in Outdoor Courtyard**

All attendees invited

Sponsored by



### Track Descriptions

**Tracks A & B** - This conference offers two veterinary concurrent tracks that allow attendees the opportunity to customize their learning experience. Both tracks offer cutting-edge feline research and the latest information in feline medicine. You can choose to follow one track exclusively — or you can jump between tracks, based on your own interests and needs.

**Para-professional Track** - This track is designed for technicians, practice managers, and other hospital staff who consult with clients.



American Association of  
FELINE  
PRACTITIONERS®

**2015**  
3<sup>rd</sup> WORLD FELINE  
VETERINARY  
CONFERENCE

# Diagnostic Imaging and Oncology

October 1 - 4, 2015 ■ Manchester Grand Hyatt ■ San Diego, CA

**FRIDAY, OCTOBER 2, 2015**

## COMBINED TRACK *Grand Hall C & D*

**CONTINENTAL BREAKFAST** in Grand Hall Foyer  
Included in your registration

**7:30 – 8:00 am**

**President's Address**  
*Dr. Susan Little*

**8:00 – 8:10 am**

**General Session: Recent Compelling and Clinically Relevant JFMS Updates**  
*Dr. Margie Scherk*

**8:10 – 8:35 am**

**General Session: Feline Pain Management Guidelines**  
*Dr. Michael Petty and Dr. Ilona Rodan*

Sponsored by  
**zoetis**

**8:35 – 10:00 am**

**NETWORKING REFRESHMENT BREAK** in Exhibit Hall  
Included in your registration

**10:00 – 10:45 am**

### TRACK A *Grand Hall C*

**Thoracic Ultrasound: Feline Thoracic Disease**  
*Dr. Livia Benigni*

**Ultrasound of Feline Gastrointestinal, Hepatic, & Pancreatic Diseases**  
*Dr. Livia Benigni*

### TRACK B *Grand Hall D*

**Feline Thoracic Radiographs: Interpretive Principles & Normal Variations**  
*Dr. Lorrie Gaschen*

**Improve Your Radiographic Interpretation of the Feline Abdomen**  
*Dr. Lorrie Gaschen*

Sponsored by  
**IDEXX**  
LABORATORIES

**10:45 – 11:35 am**

**11:40 – 12:30 pm**

**LUNCH** in Exhibit Hall  
Included in your registration

**12:45 - 1:45 pm Lunch & Learn:**  
**Updates in Pain Management, Dr. Michael Petty - Hillcrest A**  
Separate registration required

Sponsored by  
**zoetis**

**12:30 – 2:00 pm**

**Imaging: Feline Urinary Tract Disease**  
*Dr. Livia Benigni*

**Dental Radiography Updates**  
*Dr. Brook Niemiec*

**Obstructed or Not? Get the Most from Abdominal Radiographs**  
*Dr. Lorrie Gaschen*

**Improve Your Interpretation of Radiographic Pulmonary Patterns in the Cat**  
*Dr. Lorrie Gaschen*

Sponsored by  
**IDEXX**  
LABORATORIES

**2:00 – 2:50 pm**

**2:55 – 3:45 pm**

**NETWORKING REFRESHMENT BREAK** in Exhibit Hall  
Included in your registration

**3:45 – 4:15 pm**

**Feline Bones: Musculoskeletal Review**  
*Dr. Zoe Lenard*

**Do Cats Have 9 Lives? Imaging in Cases of Feline Trauma**  
*Dr. Zoe Lenard*

Sponsored by  
**Nexvet**  
Transforming animal medicine

**Radiographic Interpretation of Heart Disease in Cats**  
*Dr. Lorrie Gaschen*

**Special Sonographic Features of the Feline Abdomen**  
*Dr. Lorrie Gaschen*

Sponsored by  
**IDEXX**  
LABORATORIES

**4:15 – 5:05 pm**

**5:10 – 6:00 pm**

**EXHIBITORS' HAPPY HOUR RECEPTION** in Exhibit Hall  
Included in your registration

Sponsored by  
**BAYER**

**6:00 – 7:00 pm**



American Association of Feline Practitioners

2015

3<sup>rd</sup> WORLD FELINE VETERINARY CONFERENCE

# Diagnostic Imaging and Oncology

October 1 - 4, 2015 ■ Manchester Grand Hyatt ■ San Diego, CA

SATURDAY, OCTOBER 3, 2015

	TRACK A <i>Grand Hall C</i>	TRACK B <i>Grand Hall D</i>	PARA-PROFESSIONAL <i>Cortez Hill A</i>
6:30 am	<b>FUN RUN</b> Separate registration required		
7:30 – 8:30 am	<b>BREAKFAST in Exhibit Hall</b> Included in your registration		
	Co-sponsored by <b>8:15 am – 12:15 pm Feline Dental Radiology Masterclass and Hands-on Lab #1</b> Separate registration required  Co-sponsored by		
8:30 – 9:20 am	<b>Imaging of Round Cell Neoplasia in the Cat</b> <i>Dr. Zoe Lenard</i> Sponsored by	<b>MRI &amp; CT for Feline Practitioners</b> <i>Dr. Livia Benigni</i>	<b>Understanding the Cat &amp; Feline-friendly Handling: Part 1</b> <i>Dr. Ilona Rodan</i> Sponsored by
9:25 – 10:15 am	<b>CT of the Feline Head</b> <i>Dr. Zoe Lenard</i>	<b>Choosing &amp; Using Radiology &amp; Ultrasound Equipment</b> <i>Dr. Livia Benigni</i>	<b>Understanding the Cat &amp; Feline-friendly Handling: Part 2</b> <i>Dr. Ilona Rodan</i>
10:15 – 10:45 am	<b>NETWORKING REFRESHMENT BREAK in Exhibit Hall</b> Included in your registration		
	10:20 – 10:45 am <b>AAFP Membership Meeting – Torrey Hills A</b>		
10:45 – 11:35 am	<b>Managing the Feline Cancer Patient: Part 1</b> <i>Dr. Erika Krick</i>	Sponsored by	<b>Kitties in Crisis: Emergency Care for Cats</b> <i>Ms. Erica Mattox</i> Sponsored by
11:40 – 12:30 pm	<b>Managing the Feline Cancer Patient: Part 2</b> <i>Dr. Erika Krick</i>		<b>How to Survive the Hospitalized Cat: Feline Patient Care</b> <i>Ms. Erica Mattox</i>
12:30 – 2:00 pm	<b>LUNCH in Exhibit Hall</b> Included in your registration		
	12:45 – 1:45 pm <b>Lunch &amp; Learn: Update on Feline Anaplasmosis, Dr. Michael Lappin – Hillcrest A</b> Separate registration required  Sponsored by		
	1:20 – 1:50 pm <b>ABVP: Is It For Me? – Grand Hall C</b> Included in your registration		
	Co-sponsored by <b>1:30 – 5:30 pm Feline Dental Radiology Masterclass and Hands-on Lab #2</b> Separate registration required  Co-sponsored by		
2:00 – 2:50 pm	<b>Oral Tumors in Cats: Hope for the Future</b> <i>Dr. Annette Smith</i> Sponsored by	<b>Feline Lymphoma</b> <i>Dr. Erika Krick</i> Sponsored by	<b>Kitties vs. Kidneys: Feline Kidney Disease</b> <i>Ms. Erica Mattox</i> Sponsored by
2:55 – 3:45 pm	<b>Management of Feline Large-cell Lymphoma Updates</b> <i>Dr. Annette Smith</i>	<b>Neoplastic Effusions</b> <i>Dr. Erika Krick</i>	<b>Trouble in the Urethra: Feline Lower Urinary Tract Disease</b> <i>Ms. Erica Mattox</i>
3:45 – 6:30 pm	<b>FREE TIME</b>		
	3:50 – 4:45 pm <b>Cat Friendly Practice Forum – Grand Hall D</b>		
6:30 – 10:30 pm	<b>Polynesian Paradise Offsite Event</b> Separate registration required  Sponsored by		



American Association of Feline Practitioners®

2015

3<sup>rd</sup> WORLD FELINE VETERINARY CONFERENCE

# Diagnostic Imaging and Oncology

October 1 - 4, 2015 ■ Manchester Grand Hyatt ■ San Diego, CA


SUNDAY, OCTOBER 4, 2015

TRACK A <i>Grand Hall C</i>		TRACK B <i>Grand Hall D</i>		
<b>BREAKFAST in Exhibit Hall</b> Included in your registration <b>ABVP Breakfast for Diplomates in Cortez A</b>				<b>7:30 – 8:30 am</b>
<b>Secrets to Improve Quality-of-Life for Cats with Cancer</b> <i>Dr. Greg Oglivie</i>		<b>Chemotherapy Drugs</b> <i>Dr. Erika Krick</i>		<b>8:30 – 9:20 am</b>
		Sponsored by 		
<b>Care Beyond a Cure: Diagnostic Secrets &amp; the Cancer Patient</b> <i>Dr. Greg Oglivie</i>		<b>Less Common Cat Cancers</b> <i>Dr. Erika Krick</i>		<b>9:25 – 10:15 am</b>
		Sponsored by 		
<b>NETWORKING REFRESHMENT BREAK in Exhibit Hall</b> Included in your registration				<b>10:15 – 10:45 am</b>
<b>Injection Site Associated &amp; Other Soft Tissue Sarcomas: New Advances for 2015</b> <i>Dr. Greg Oglivie</i>		<b>Top Oncology Mistakes &amp; How to Avoid Them: Part 1</b> <i>Dr. Sue Ettinger</i>		<b>10:45 – 11:35 am</b>
<b>10 Best Kept Secrets for Treating Cats with Cancer</b> <i>Dr. Greg Oglivie</i>		<b>Top Oncology Mistakes &amp; How to Avoid Them: Part 2</b> <i>Dr. Sue Ettinger</i>		<b>11:40 – 12:30 pm</b>
<b>LUNCH in Exhibit Hall</b> Included in your registration				
<b>12:40 – 1:40 pm Lunch &amp; Learn:</b> <b>Diarrhea Dilemma: What We Think We Know About Treatment of IBD, Dr. Susan Little - Hillcrest A</b> Separate registration required				<b>12:30 – 1:45 pm</b>
		Sponsored by 		
<b>Kitty Oncologic Emergencies: HELP!!!</b> <i>Dr. Greg Oglivie</i>		<b>See Something, Do Something. Why wait? Aspirate.™</b> <i>Dr. Sue Ettinger</i>		<b>1:45 – 2:35 pm</b>
<b>The Secret Weapon: Polyunsaturated Fatty Acids &amp; Cancer: Advances for 2015</b> <i>Dr. Greg Oglivie</i>		<b>Practical Take-home Tips for Managing Feline Cancer Patients in Your Practice</b> <i>Dr. Sue Ettinger</i>		<b>2:40 – 3:30 pm</b>
<b>Conclusion of Conference</b>				<b>3:30 pm</b>

## **Livia Benigni, DVM, MRCVS, CertVDI, PGCertAP, DECVDI** The Royal Veterinary College, University of London

Dr. Benigni graduated in 1997 from the University of Pisa in Italy. She was an intern in Internal Medicine (Cardiology) at the National Veterinary School of Alfort (Paris, France) and a Diagnostic Imaging Resident at the Royal Veterinary College (University of London, UK). She obtained the Diploma of the European College of Veterinary Diagnostic Imaging in 2005. Dr. Benigni has worked as a radiologist at The Royal Veterinary College and in private practice. She has over a decade of experience in small animal radiology, ultrasound, computed tomography, and magnetic resonance. Dr. Benigni has published over 30 peer-reviewed articles and contributed to multiple veterinary imaging textbooks. She has been an invited speaker to many national and international meetings and actively contributes to the continuous development of the veterinary profession in the UK and abroad.

## **Elizabeth Colleran, DVM, MS, DABVP (Feline)** Owner, Chico Hospital for Cats, Chico, CA and Cat Hospital of Portland, Portland, OR

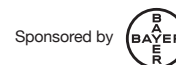


Dr. Colleran is a 1990 graduate of Tufts University School of Veterinary Medicine. She is the owner of two feline exclusive practices, one in Portland, Oregon founded in 2003 and the second in Chico, California founded in 1998. She received a Master's in Animals and Public Policy in 1996 from Tufts University School of Veterinary Medicine. Dr. Colleran is an ABVP Diplomate in Feline Practice. She is also a Past President of the AAFP and member of the AAFP's Cat Friendly Practice Task Force.

## **Sue Ettinger, DVM, DACVIM (Oncology)** Animal Specialty Center, Yonkers, NY

Dr. Ettinger is a board certified veterinary medical cancer specialist. She graduated from Cornell University College of Veterinary Medicine in 1998. Dr. Ettinger then completed a one-year internship in small animal medicine and surgery followed by a residency in medical oncology at The Animal Medical Center in New York City. She is a Diplomate of the American College of Veterinary Internal Medicine (Oncology) and 1 of only 300 board-certified veterinary specialists in medical oncology in North America. Dr. Ettinger is currently head of the Oncology Department at the Animal Specialty Center in Yonkers, NY. Also known as "Dr. Sue Cancer Vet," she is a book author, radio co-host, and Certified Veterinary Journalist. Dr. Ettinger is the co-author of the Second Edition of *The Dog Cancer Survival Guide*, and she co-hosts The Pet Cancer Vet, an internet radio show on radiopetlady.com. From 2011 to 2014, Dr. Ettinger was a regular contributor to the blog, dogcancerblog.com. She lives in Westchester, NY with her husband, a veterinary internist, their two sons, their goofy black Labrador, Matilda, and their dog-loving orange cat, Jeter. Dr. Ettinger is passionate about raising cancer awareness, and she has developed See Something, Do Something™ to promote early cancer detection and diagnosis. She can be found on social media at facebook.com/DrSueCancerVet and @DrSueCancerVet on Twitter.

## **William Folger, DVM, MS, DABVP (Feline)** Memorial Cat Hospital, Houston, TX



Dr. William (Bill) Folger, has been involved in animal welfare for over 35 years. He has Biology degrees from the University of the South and Texas A&M University, and received his DVM from the University of Tennessee, College of Veterinary Medicine. Dr. Folger has been a Diplomate of the American Board of Veterinary Practitioners (ABVP), Feline Specialty, since 1998, and is the Hospital Director and Founder of Memorial Cat Hospital in Houston. He is the current Feline Regent for the ABVP, the founding Chair of the Feline Welfare Committee for the American Association of Feline Practitioners, and is currently President of the Society for Veterinary Medical Ethics.

## **S. Dru Forrester, DVM, MS, DACVIM** Hill's Pet Nutrition




Dr. Forrester received her DVM from Auburn University in 1985 and completed an internship, residency, and MS degree at Texas A&M University. She was a faculty member at Virginia Tech (1990-2003) and Western University (2003-2005) where she served as Full Professor as well as many other administrative positions. She has numerous publications including journal articles, book chapters, research abstracts, and has presented at conferences throughout the world. Dr. Forrester's passion is facilitating the learning of others and she has received numerous awards recognizing her teaching excellence. Her clinical interests include lower urinary tract disorders, kidney disease, and clinical nutrition. She joined Hill's Pet Nutrition in 2005 and currently serves as the Director of Global Scientific Affairs. Dr. Forrester is also an adjunct faculty member in the Department of Clinical Sciences at Kansas State University and a Fellow of the Mark Morris Institute.

## **Lorrie Gaschen, PhD, DVM, Dr.med.vet, DECVDI** Veterinary Clinical Sciences, School of Veterinary Medicine, Louisiana State University



Dr. Gaschen received her DVM from the University of Florida, was in private practice in Florida for two years after which time she completed a diagnostic imaging residency at the University of Bern in Switzerland and became a diplomate of the European College of Veterinary Diagnostic Imaging. She received her PhD in renal transplant imaging in animal models at the University Medical School in Utrecht then returned to the University of Bern where she became an associate professor. Her major interests are in gastrointestinal ultrasound, and vascular imaging, as well as MRI. Currently, she is a full professor and section chief at the Louisiana State University, Section of Diagnostic Imaging, as well as being the new Associate Dean for Diversity and Faculty Affairs. She has authored numerous publications and book chapters mainly in the field of ultrasound, vascular, and gastrointestinal imaging where she has done the majority of her research. She is a frequent national and international lecturer and conducts abdominal ultrasound labs both at conferences and at LSU.

## **Erika Krick, VMD, DACVIM (Oncology)** Assistant Professor of Oncology, University of Pennsylvania, School of Veterinary Medicine



Dr. Krick received her undergraduate (BA) degree in Biology from Swarthmore College in Swarthmore, Pennsylvania, and her veterinary training at the University of Pennsylvania, School of Veterinary Medicine. She completed a rotating internship in Small Animal Medicine and Surgery and a Residency in Medical Oncology at the University of Pennsylvania, School of Veterinary Medicine. She joined the veterinary faculty at UPenn in 2009 and is currently an Assistant Professor of Oncology and Co-Service Head of the Comprehensive Cancer Care Service there. Currently she co-manages the Comprehensive Cancer Care Service, provides didactic lectures in small animal oncology topics to third year veterinary students, organizes and facilitates communication skills labs for first and third year veterinary students, organizes a third year student course focused on developing communication skills, trains medical oncology residents, and conducts focused research in the area of feline lymphoma and cancer cachexia. She is also actively involved in several clinical trials evaluating novel therapies for different types of cancer in dogs. She has authored several research manuscripts and book chapters regarding lymphoma in cats.

**Michael Lappin, DVM, PhD, DACVIM**  
Professor of Small Animal Internal Medicine, Colorado State University

Sponsored by **IDEXX**  
LABORATORIES

After graduating from Oklahoma State University in 1981, Dr. Lappin completed a rotating internship in small animal medicine and surgery at the University of Georgia. After 2 years in a small animal practice in Los Angeles, he returned to the University of Georgia where he completed a small animal internal medicine residency and a PhD in Parasitology. Dr. Lappin was board-certified by the American College of Veterinary Internal Medicine in 1987. He is currently Professor of Small Animal Internal Medicine at the College of Veterinary Medicine and Biomedical Sciences at Colorado State University. Dr. Lappin studies feline infectious and immune-mediated diseases and has written over 250 primary research manuscripts and book chapters. His principal areas of interest are prevention of infectious diseases, the upper respiratory disease complex, infectious causes of fever, infectious causes of diarrhea, and zoonoses of cats. Dr. Lappin is on the editorial board of Feline Medicine and Surgery and Compendium for Continuing Education for the Practicing Veterinarian and is the editor of the textbook, *Feline Internal Medicine Secrets*. Dr. Lappin has received the Beecham Research Award and the Norden Distinguished Teaching Award. Dr. Lappin is the Kenneth W. Smith Professor in Small Animal Clinical Veterinary Medicine at Colorado State University and is currently the Assistant Department Head for Research. Dr. Lappin is the director of the "Center for Companion Animal Studies," which supports clinical research for faculty and students and utilizes only naturally occurring models of disease or research animals that can be adopted. He was selected to receive the European Society of Feline Medicine International Award 2008 for Outstanding Contribution to Feline Medicine, the Winn Feline Research Award in 2009, and was named an Oklahoma State University Distinguished Professor in 2010.

**Zoe Lenard, BVSc (Hons), FANZCVS (Radiology)**  
Perth Veterinary Specialists, Western Australia

Sponsored by **Nexvet**  
Transforming animal medicine

Following graduation from the University of Sydney with a Bachelor of Veterinary Science (1999), Dr. Lenard worked in companion animal practice in inner Sydney for 4 years. Dr. Lenard undertook a residency in Diagnostic Imaging (2003-2006, Murdoch University) and became a Fellow of the Australian & New Zealand College of Veterinary Scientists (Radiology) in 2007. She has worked in academic practice as a Senior Lecturer at Murdoch University, before moving to private practice where she is a Director of the Veterinary Imaging Centre & Perth Veterinary Specialists, Western Australia's first private practice referral center. Her interests include abdominal ultrasonography and the conversion of vet practice to "digital" imaging and cross sectional imaging. Dr. Lenard is well-connected within the diagnostic imaging community, previously serving as President of the Radiology Chapter of the Australian College of Veterinary Scientists, and currently on the executive board of the Australasian Association of Veterinary Diagnostic Imaging. Dr. Lenard has trained residents, been involved with examination at Board Level, and regularly provides continuing education to vets in Australia, New Zealand, and Asia.

**Susan Little, DVM, DABVP (Feline)**  
Bytown Cat Hospital, Ottawa, Canada

Sponsored by **BAYER** **ROYAL CANIN**

Dr. Susan Little received her BSc from Dalhousie University (Nova Scotia, Canada) and her DVM from the Ontario Veterinary College, University of Guelph. She has been in feline practice since 1990 and achieved board certification in Feline Practice in 1997. She is part owner of two feline specialty practices in Ottawa, Canada. She is a board member and current President of the American Association of Feline Practitioners (2015) as well as a past board member and Past President of the Winn Feline Foundation. Dr. Little joined the National Board of Veterinary Medical Examiners in 2015 representing the American Animal Hospital Association. She is a peer reviewer for veterinary journals as well as the author of many journal articles. Dr. Little is the recipient of the Canadian Veterinary Medical Association's Small Animal Practitioner Award (2010), the NAVC Small Animal Speaker of the Year Award (2013), and the International Society of Feline Medicine/Hill's Pet Nutrition Award for outstanding contributions to feline medicine (2013). She is the editor and co-author of *The Cat – Clinical Medicine and Management* (Elsevier, 2012) and Volume 7 of *August's Consultations in Feline Internal Medicine* (Elsevier, 2015).

**Erica Mattox, CVT, VTS (ECC)**  
WestVet, Boise, ID

Sponsored by **TICA**  
INTERNATIONAL CAT ASSOCIATION

Erica is the Patient Care Director at WestVet in Boise, Idaho and passed her VTS exam in 2009 to become the first VTS (ECC) in Idaho. She has been the President of the Idaho Society of Veterinary Technicians and Assistants since 2009. Erica has instructed for both the College of Southern Idaho and Brown Mackie's Veterinary Technology programs and presents CE monthly for WestVet and quarterly for the ISVTA. She holds a position on the Idaho Veterinary Medical Association Board as the first CVT representative. In 2012, she received the Presidential Citation Award from the IVMA for outstanding performance as well as won the Best Technician Case Report Award at IVECCS. She is on the AVECCT exam committee and Nursing Care committee. Erica is very passionate about emergency medicine and the profession of Veterinary Technology in general.

**Brook Niemiec, DVM, DAVDC, DEVDC, FAVD**  
Southern California Veterinary Dental Specialists and Oral Surgery, San Diego, CA

Dr. Niemiec is a 1994 graduate of the University of California, Davis. He is a Board Certified Specialist in Veterinary Dentistry by the American Veterinary Dental College as well as the European Veterinary Dental College and a Fellow in the Academy of Veterinary Dentistry. He is immediate Past President of the Academy of Veterinary Dentistry as well as its representative to the World Small Animal Veterinary Association. He is Chief of Staff of Southern California Veterinary Dental Specialties with offices in Santa Barbara, San Diego, Irvine, Ontario, and Murrieta California, as well as Las Vegas, Nevada and New Orleans. As an advocate for oral health he is a regular speaker on the local, national, and international levels. In addition, he has authored many articles, chapters, and books including the recently published *Small Animal Dental Oral, and Maxillofacial Disease: A Color Handbook* and *Veterinary Periodontology*. Through Practical Veterinary Publishing he has published veterinary dental specific titles including: extractions, endodontics, orthodontics, dental emergencies, and restorations. He founded the premier veterinary dental telemedicine website [vetdentalrad.com](http://vetdentalrad.com), which has produced instructional videos and educational posters. Finally, he coordinates the San Diego Vet Dental Training Center which has 3-4 meetings a year covering basic and intermediate veterinary dentistry.

**Greg Ogilvie, DVM, DACVIM (Internal Medicine, Oncology), ECVIM-CA Oncology**  
Professor and Division Director of Veterinary Oncology, University of California-San Diego, Moores Cancer Center, and Director of the Angel Care Cancer Center, California Veterinary Specialists

Dr. Ogilvie developed his long love for all things feline in Colorado where he graduated veterinary school at the Colorado State University before doing an NIH research fellowship at the University of Wisconsin, residency at Tufts University and professorships at the University of Illinois, Colorado State University, and at the medical school at l'Université François Rabelais in Tours, France before joining the faculty at the University of California and at California Veterinary Specialists in feline friendly San Diego. When Dr. Ogilvie is not caring for kitties and their families, he teaches interns, residents, and veterinary students about all things feline. Dr. Ogilvie also works with some of the most brilliant researchers in the world to develop novel, new compassionate cancer therapies for cats and people. He has co-authored four books including his favorite, *Feline Oncology: Compassionate Care for Cats with Cancer*. The newest book just released around the world is entitled *A Compassionate Guide to Cancer Care*. It promises to unleash some special feline secrets. This fifth generation Colorado native has also written over 200 scientific articles and chapters as well as over 120 scientific abstracts and posters. He has been awarded two international patents, over 10 million dollars in research grants and endowments as a principal or co-investigator, and is the recipient of many teaching and research awards. Dr. Ogilvie has lectured in scores of countries about the mysteries of kitty cancer to many thousands of students, veterinarians, physicians, and scientists in Africa, Australia, New Zealand, Asia, Europe, the Middle East, South America, and North America.

**Mike Petty, DVM, CVPP, CVA, CCRT, DAAPM**  
Arbor Pointe Veterinary Hospital, Canton, MI

Sponsored by 

Dr. Petty is currently the owner of Arbor Pointe Veterinary Hospital and Animal Pain Center in Canton, Michigan where he has been a life-long resident. He is certified in acupuncture, rehabilitation, and is a Certified Veterinary Pain Practitioner. From 2011-2013, Dr. Petty was the President of the International Veterinary Academy of Pain Management. He is the author of two books, *Dr. Petty's Pain Relief for Dogs: A Complete Guide* (publish date January 2016) and *Dr. Petty's Pain Relief for Cats: A Complete Guide* (publish date TBD). He also co-authored the AAFP/AAHA 2015 Pain Management Guidelines. He lives on a small horse farm with his wife and two daughters, along with a menagerie of animals from large (horses) to small (hedgehog).

**Jane Robertson, DVM, DACVIM**  
IDEXX Laboratories

Sponsored by 

Dr. Robertson received her DVM from the Ontario Veterinary College at the University of Guelph in Canada in 1992. She worked in mixed-animal and small-animal practice before completing a small-animal internship at the same institution in 1994. Dr. Robertson completed her medicine residency at University of California, Davis, and became board-certified by the American College of Veterinary Internal Medicine in 1998. She practiced in a busy referral hospital before joining IDEXX as a medicine consultant in 2000. Dr. Robertson is currently Director of Internal Medicine for IDEXX Laboratories. She enjoys speaking about kidney disease, endocrinology, pancreatitis, and the clinical utility of real-time PCR.

**Ilona Rodan, DVM, DABVP (Feline)**  
Cat Care Clinic, Madison, WI

Sponsored by  Sponsored by 

Dr. Rodan is the Behavior Consultant and an Associate at the Cat Care Clinic in Madison, Wisconsin having sold the practice in February 2015 after over 28 years of ownership. She is ABVP certified in feline practice since 1995, and started Feline-Friendly Consultations in 2010 to help veterinarians make their handling, environment, and medicine more feline-friendly. Dr. Rodan is a Past President of the AAFP, and has co-chaired a number of guidelines including the AAFP Feline-Friendly Handling, AAFP Feline Environmental Needs, and the AAHA/AAFP Pain Management Guidelines. In 2005, she was awarded the AVMA Animal Welfare Award for her leadership and contributions to advancing feline welfare. Veterinary behaviorist Dr. Sarah Heath and Dr. Rodan have co-edited the book, *Feline Behavioral Health and Welfare* which was published this month, will debut in September, and is available for the first time at this conference.

**Margie Scherk DVM, DABVP (Feline)**  
catsINK, Vancouver, BC

Sponsored by 

Dr. Scherk graduated from the Ontario Veterinary College in 1982. In 1986 she opened Cats Only Veterinary Clinic in Vancouver, practicing there until 2008 when she retired from regular practice. While in practice, she published several clinical trials, including the first paper on transdermal fentanyl patch in veterinary medicine. She has written many book chapters, co-edits the *Journal of Feline Medicine and Surgery*, and has served extensively on committees with the AAFP, North American Vet Licensing, Winn Feline Foundation, WSAVA, and ABVP. She is a Paw Project advocate, hoping to end declawing in Canada. She continues to assist colleagues with case management and enjoys teaching all things feline, including improving interacting with cats, analgesia, nutrition, and the peculiarities of the feline digestive system.

**Annette Smith, DVM, MS, DACVIM (Oncology & SAIM)**  
Distinguished Lowder Professor in Oncology, Auburn University, Auburn, AL

Sponsored by 

Dr. Smith completed three years of the Biomedical Science program at Texas A&M prior to admission to the DVM program at Texas A&M's College of Veterinary Medicine. She graduated with honors in May 1994. After her internship at the University of Illinois, she joined Auburn University's residency program in 1995. She was certified in both Small Animal Internal Medicine and Oncology in May 2000. While pursuing her residency training, she completed a Master's degree in Biomedical Sciences in 2001. She has served on the Auburn University faculty since 1999. She currently is the Distinguished Lowder Professor in Oncology and coordinates Auburn University's oncology program, which focuses on a multidisciplinary team approach to each patient and has approximately 2,500 pet visits each year. Additionally, she has served on the advisory board for the Auburn University Research Initiative in Cancer (AURIC) since its formation. Dr. Smith has continued to be involved in clinical trials, administration, and translational research to provide novel treatments and diagnostics to patients. She is committed to training students and residents in oncology, with 13 board-certified or actively training alumni. She has been a guest editor for *Veterinary Clinics of North America (Small Animal Practice)*, written or co-written 11 book chapters, authored or co-authored more than 36 peer-reviewed articles, and has lectured locally, regionally, nationally, and internationally on topics relating to oncology.



## THURSDAY, OCTOBER 1, 2015 – Pre-conference Day

- 11:15 – 12:45 pm** **Chronic Kidney Disease: Making the Most of Early Diagnosis**, *Dr. S. Dru Forrester and Dr. Jane Robertson*  
 This presentation provides an evidence-based update on early diagnosis and treatment of chronic kidney disease in cats. It will include a review of new research findings supporting early diagnosis, and practical tips and strategies to consider for successful implementation of nutritional management.
- 1:00 – 2:00 pm** **End of Life Issues in Feline Medicine**, *Dr. William Folger*  
 Significant advances in veterinary diagnostic and treatment modalities have been introduced into our practice regimens allowing elegant and sophisticated techniques to be readily available for treatment of our patients. Just a few decades ago it was very common for the veterinarian to routinely recommend euthanasia for a constellation of chronic, debilitating conditions many cats suffer at the end of their lives. Because the emotional bond between the owner and patient is so strong, and the clinical situation so confusing, the owner is unwilling or incapable of critically evaluating the suffering that the patient may be experiencing or that a treatment modality might produce. These situations are also a principle contributory factor in compassion fatigue experienced by the attending veterinarian. These concepts will be examined in this presentation.
- 2:00 – 3:00 pm** **Death & Dying: Feline Euthanasia in the Clinical Setting**, *Dr. Elizabeth Colleran*  
 Euthanasia is an act to end suffering, not an act to end life. For many complex reasons, the emotional attachment that many humans develop with their pets not only equals but also frequently transcends the emotional attachment that they form with humans. This makes the responsibility of the veterinarian who presides over important decisions regarding quality of life and quality of death quite considerable. Using the experience of veterinarians who are experts on end of life, data from human therapist studies, and years of experience of a house call euthanasia veterinarian, we will examine how the client experiences end of life decisions. Managing the unexpected, techniques for improving outcomes, and the challenges of compassion fatigue will all be examined.
- 3:30 – 4:30 pm** **Controversies Surrounding Protein in Feline Nutrition**, *Dr. Margie Scherk*  
 As obligate carnivores with a different set of nutritional requirements than the omnivorous canine, understanding more about feline nutrition is a valuable component in caring for cats. It is critical to feed cats not just enough calories, but enough calories from protein. Controversy exists especially when discussing feeding cats with kidney diseases, but also the role of protein in managing diabetes mellitus and weight loss.
- 4:30 – 5:30 pm** **Emerging Infectious Diseases**, *Dr. Susan Little*  
 Emerging infectious diseases are those that have increased in incidence in the last two decades for a variety of reasons, including changes in pathogens and expanded ranges. This lecture focuses on several important emerging diseases in the cat, such as new manifestations of streptococcal infections, invasive aspergillosis caused by a newly recognized species, new viral infections (morbillivirus, influenza A), and more.

## FRIDAY, OCTOBER 2, 2015

- 8:10 – 8:35 am** **C Recent Compelling and Clinically Relevant JFMS Updates**, *Dr. Margie Scherk*  
 This session will summarize a selection of topical papers published in the *Journal of Feline Medicine & Surgery* over the past two years. Get ready for a speedy, stimulating presentation!
- 8:35 – 10:00 am** **C Feline Pain Management Guidelines**, *Dr. Michael Petty and Dr. Ilona Rodan*  
 Great advances in pain management, especially in the field of feline degenerative joint disease, have occurred in the past few years. Pain management consists of both pharmacologic and non-pharmacologic modalities, with the latter including environmental modifications to allow the cat to perform its normal behaviors. Changes in the cat's normal behavior(s) are the key to recognizing pain. Awareness and recognition of both acute and chronic pain have greatly increased, and validated feline pain scores are now available. Pain management is a team approach with the client playing a central role due to the awareness of their individual cat's normal behaviors. A continuum of care is required which includes anticipation of pain, early intervention, and evaluation of the individual patient's response to therapy.
- 10:45 – 11:35 am** **A Thoracic Ultrasound: Feline Thoracic Disease**, *Dr. Livia Benigni*  
 This lecture will review the use of ultrasound for investigation of thoracic disease in cats. In some cases thoracic ultrasound may prove a better alternative to radiology. The advantages and limitations of this imaging modality will be discussed.
- B Feline Thoracic Radiographs: Interpretive Principles & Normal Variations**, *Dr. Lorrie Gaschen*  
 In this session the participant will learn to review the feline thorax from the ground up, where to start and how to prioritize the importance of certain findings. The pitfalls of interpretation and discussion of normal variants will be presented with numerous case examples.
- 11:40 – 12:30 pm** **A Ultrasound of Feline Gastrointestinal, Hepatic, & Pancreatic Diseases**, *Dr. Livia Benigni*  
 This lecture will review the role of ultrasound in the diagnosis of feline gastrointestinal, hepatic, and pancreatic diseases. In particular it will focus on differentiation between inflammatory and neoplastic disease. The use of ultrasound guided biopsy techniques will be discussed.
- B Improve Your Radiographic Interpretation of the Feline Abdomen**, *Dr. Lorrie Gaschen*  
 This session will emphasize how to assess the abdomen from the ground up using a systematic approach. The use of positional radiography and easy-to-do techniques like compression will be shown so that the veterinarian can immediately apply these in their daily practice.
- 12:45 – 1:45 pm** **Lunch & Learn: Updates in Pain Management**, *Dr. Michael Petty*  
 Do you feel comfortable with your current understanding of acute and chronic pain managements for your feline patients? There will be an update on old products, new products, and a sneak peek at some products in the pipeline. We will also discuss some off-label protocols of these pain drugs; protocols that manufacturers cannot tell you.



## FRIDAY, OCTOBER 2, 2015 continued

- 2:00 – 2:50 pm**
- A** **Imaging: Feline Urinary Tract Disease**, *Dr. Livia Benigni*  
 This lecture will review the role of contrast radiology and ultrasound in the diagnosis of feline urinary tract disease with particular emphasis on urolithiasis and neoplastic diseases.
  - B** **Obstructed or Not? Get the Most from Abdominal Radiographs**, *Dr. Lorrie Gaschen*  
 This session will emphasize a systematic assessment of the gastrointestinal tract in the normal cat to underscore how to interpret every part of the gastrointestinal anatomy. Numerous examples of abnormal bowel from the stomach to the colon will be shown. You will be shown techniques to best assess the GI tract for obstructive and infiltrative disease.
- 2:55 – 3:45 pm**
- A** **Dental Radiography Updates**, *Dr. Brook Niemiec*  
 This lecture will initiate a discussion of new equipment and options for dental radiology. Following this discussion will be a presentation on how to create quality full mouth dental radiographs in cats focusing on the hard to get images (extraoral view for maxillary premolars and the apices of the mandibular third molar). Finally, we will troubleshoot common errors.
  - B** **Improve Your Interpretation of Radiographic Pulmonary Patterns in the Cat**, *Dr. Lorrie Gaschen*  
 This session will review how to diagnose air space, air way (bronchocentric), interstitial, and complex pattern of the feline lung. Emphasis will be on how to create a plan of action based on the lung abnormalities and how to best arrive at a diagnosis using numerous case examples.
- 4:15 – 5:05 pm**
- A** **Feline Bones: Musculoskeletal Review**, *Dr. Zoe Lenard*  
 Cats are not small dogs! Diseases affecting the feline musculoskeletal system have elements that are species-specific but get less space allocated in radiographic textbooks. This lecture will review diseases of feline bones using case-based examples, including neoplastic disease, degenerative disease, metabolic disease, and juvenile disease.
  - B** **Radiographic Interpretation of Heart Disease in Cats**, *Dr. Lorrie Gaschen*  
 This session will review the normal feline heart and show many examples of the abnormal that can and cannot be diagnosed radiographically. The limitations of radiography will be shown in case examples as well as how secondary findings are important in the diagnosis of heart disease in cats.
- 5:10 – 6:00 pm**
- A** **Do Cats Have 9 Lives? Imaging in Cases of Feline Trauma**, *Dr. Zoe Lenard*  
 Cats have a remarkable ability to survive and bounce-back from serious trauma but understanding accurately the extent of the problem early in the work-up is vital. This lecture will review the imaging approach to trauma, from selecting the best initial test (radiography, ultrasound, CT) to monitoring treatment. Examples covered include spinal trauma, urinary tract trauma, subtle fracture disease, and managing imaging in the dyspneic feline.
  - B** **Special Sonographic Features of the Feline Abdomen**, *Dr. Lorrie Gaschen*  
 This session will review the sonographic techniques for the veterinarian to improve their sonographic skills by looking beyond the big organs and learning how to find the small parts. The technique to find the pancreas, lymph nodes, adrenal glands, ileum and cecum, and pylorus will be shown with numerous cases.

## SATURDAY, OCTOBER 3, 2015

- 8:15 – 12:15 pm**
- L** **Feline Dental Radiology Masterclass and Hands-on Lab #1**, *Dr. Brook Niemiec*  
 Get the most out of dental radiology in your practice. There is something for everyone in this program; from novice new graduates to seasoned practitioners. This program will begin with a discussion on indications for dental radiographs and a case based lecture on the importance of dental radiology in small animal veterinary patients. This will include recommendations on how to improve client acceptance of dental radiology. Following this will be a detailed presentation on achieving high-quality dental radiographic images. Utilizing the “simplified technique” supported by educational videos, attendees should be able to expose full mouth radiographs. No more trying to determine bisecting angles, we have done the hard work for you! We will also cover the difficult-to-get images of the maxillary premolars in cats with the near parallel and extraoral techniques. Next we will fully cover interpretation. In an energetic and highly interactive session, practitioners will learn how to read dental radiographic images. This will begin with a discussion on determining what teeth were imaged. After this we will interpret actual clinical radiographs of classic as well as unusual pathology. The second half of the class will be devoted to a hands-on laboratory where attendees will practice and perfect exposing full mouth dental radiographs. After this presentation, attendees should be comfortable with all facets of veterinary dental radiology while increasing their financial return from their investment and quality-of-care.
- 8:30 – 9:20 am**
- A** **Imaging of Round Cell Neoplasia in the Cat**, *Dr. Zoe Lenard*  
 Some round cell tumors (e.g. lymphoma) are common in cats; other round cell tumors (e.g. mast cell neoplasia, plasma cell tumors) are rare. All can have a varied appearance with imaging. This lecture will focus on a clinical review of imaging findings (XR, US, CT/MR) of these types of tumors with practical tips to help confirm which disease is present.
  - B** **MRI & CT for Feline Practitioners**, *Dr. Livia Benigni*  
 This lecture will provide an introduction to basic reading of MRI and CT images, and give practical information about the importance of these techniques in feline veterinary medicine. When and how to refer a clinical case for advanced imaging will be discussed.
  - P** **Understanding the Cat & Feline-friendly Handling: Part 1**, *Dr. Ilona Rodan*  
 Feline fear surrounds the veterinary visit, and is a major cause of decreased veterinary care and a subsequent increase in health problems in cats. During veterinary visits, feline fear can complicate examination and sample collection, and a healthy cat may have abnormal findings due to the stress response. Fear does not start at the veterinary practice, but rather surrounds the entire visit. We think of the visit as the short period of time the cat is at the practice, but the client often thinks about it for weeks before and after the appointment. The cat's fear and anxiety often escalates at subsequent appointments. Addressing all sources of fear – the owner's stressed behavior, the carrier and car ride, the smells, sounds and sights at the veterinary practice, the handling, and the environment – is not only possible but is the answer to these major issues. Feline-friendly handling is based on an understanding of the cat and its fears, and provides methods to prevent fear and make veterinary visits in your practice more positive for feline patients, clients, and the veterinary team.

## SATURDAY, OCTOBER 3, 2015 continued

- 9:25 – 10:15 am** **A** **CT of the Feline Head**, *Dr. Zoe Lenard*  
 Complex anatomy and small size of the feline head makes imaging this area a challenge. Radiographs can be particularly difficult to obtain and confusing to interpret. This case-based presentation will review clinical conditions where CT is superior to other tests and show how to get the most from the scan. Diseases covered will include nasal cavity disease, orbital and retrobulbar disease, nasopharynx/laryngeal disease, and diseases of the ear.
- B** **Choosing & Using Radiology & Ultrasound Equipment**, *Dr. Livia Benigni*  
 The market is full of different radiography systems and ultrasound machines. This lecture will help the practitioner choose radiology and ultrasound equipment that are appropriate for a feline veterinary practice.
- P** **Understanding the Cat & Feline-friendly Handling: Part 2**, *Dr. Ilona Rodan*  
 See Part 1 Abstract Above
- 10:45 – 11:35 am** **C** **Managing the Feline Cancer Patient: Part 1**, *Dr. Erika Krick*  
 Unique aspects of diagnosing and treating cats with cancer will be discussed. Case examples will be presented to illustrate general concepts about feline oncology and the specific challenges that arise when treating cats with cancer. Particular attention will be paid to the value of communicating effectively with owners of cancer patients and supportive care options for these patients.
- P** **Kitties in Crisis: Emergency Care for Cats**, *Ms. Erica Mattox*  
 Care of felines presenting in emergent situations can be particularly challenging. This presentation provides an overview of some of the various disease processes which can result in the need for felines to receive emergent care. This will include discussion regarding the clinical signs of these disease processes including shock.
- 11:40 – 12:30 pm** **C** **Managing the Feline Cancer Patient: Part 2**, *Dr. Erika Krick*  
 See Part 1 Abstract Above
- P** **How to Survive the Hospitalized Cat: Feline Patient Care**, *Ms. Erica Mattox*  
 Stabilization and treatment for feline patients often requires hospitalized care for an extended period of time. Care of hospitalized feline patients should promote wellness and recovery from illness or injury and address the patient's physical and emotional wellbeing. This presentation will discuss the challenges of the hospitalized feline and tips to help veterinary technicians be successful in providing patients with excellent care.
- 12:45 – 1:45 pm** **Lunch & Learn: Update on Feline Anaplasmosis**, *Dr. Michael Lappin*  
 In the lecture, Dr. Lappin will talk about clinical features, diagnostics, and management of feline anaplasmosis in cats that may be common in regions with *Ixodes* spp. of ticks.
- 12:50 – 1:20 pm** **ABVP: Is It For Me?**  
 The American Board of Veterinary Practitioners will offer a short informational presentation exploring the benefits of getting Board-Certified in Feline Practice. Find out why the 90 Board Certified Feline Practitioners on Planet Earth stand out from the rest!
- 1:30 – 5:30 pm** **L** **Feline Dental Radiology Masterclass and Hands-on Lab #2**, *Dr. Brook Niemiec*  
 See Lab #1 Abstract Above
- 2:00 – 2:50 pm** **A** **Oral Tumors in Cats: Hope for the Future**, *Dr. Annette Smith*  
 Squamous cell carcinomas are the most common tumors in cats, with few treatment options. Identification of targets in these tumors may provide new directions for more successful therapy. Diagnosis of these tumors, a plan for reasonable diagnostics in staging, current treatment options and success rates, and the potential for future treatments will be presented.
- B** **Feline Lymphoma**, *Dr. Erika Krick*  
 What's new, lymphoma cats? This talk will focus on new information about diagnosis, prognostic factors, and treatment recommendations for feline lymphoma. Histopathological classification, immunohistochemistry, and PARR testing for feline lymphoma as well as an update on small cell lymphoma will be discussed. Treatment approaches such as vinblastine chemotherapy and radiation therapy and the role of body weight, body condition score, and supportive care in the treatment of cats with lymphoma will be discussed.
- P** **Kitties vs. Kidneys: Feline Kidney Disease**, *Ms. Erica Mattox*  
 Renal disease is a commonly encountered presentation to the veterinary hospital for feline patients. This session will discuss the normal anatomy and physiology of the feline renal system and the pathophysiology. The technician's role in treatment will also be addressed.
- 2:55 – 3:45 pm** **A** **Management of Feline Large-cell Lymphoma Updates**, *Dr. Annette Smith*  
 Recent papers provide evidence that chemotherapy protocols for cats with large-cell lymphoma should be re-examined. The various approaches to treatment through a review of the literature will be presented. The latest protocols for cats will be recommended.
- B** **Neoplastic Effusions**, *Dr. Erika Krick*  
 What did I just pull out of this cat's chest? Common causes of neoplastic effusions, such as lymphoma and carcinomatosis, from diagnosis to treatment and prognosis will be discussed. Case examples will be used to highlight specific diagnostic techniques and treatment options.
- P** **Trouble in the Urethra: Feline Lower Urinary Tract Disease**, *Ms. Erica Mattox*  
 Feline lower urinary tract disease (FLUTD) describes a collection of conditions that can affect the bladder and urethra of cats. This presentation will discuss the normal anatomy and physiology of the feline urinary tract and the pathophysiology associated with FLUTD. The technician's role in treatment will also be addressed.
- 3:50 – 4:45 pm** **Cat Friendly Practice Forum**  
 This will be an informal open discussion about tips and creative solutions for implementing the AAFP's Cat Friendly Practice checklist items. Please bring specific questions you'd like to ask or advice you would like to share.

SUNDAY, OCTOBER 4, 2015

- 8:30 – 9:20 am**
- A** **Secrets to Improve Quality-of-Life for Cats with Cancer, Dr. Greg Ogilvie**  
Throw away the dog books when dealing with the unique needs, physiology, behavior, and response to therapy of cats with cancer. Come join this dynamic, interactive lecture where we will discuss the latest advice on effective, practical ways to improve quality-of-life for the cat with cancer by relieving pain, nausea, diarrhea, anorexia, etc. with compassionate care. We will also focus on supporting the families that go through this difficult fight. This lecture applies to all patients...not just cats with cancer!
  - B** **Chemotherapy Drugs, Dr. Erika Krick**  
From the tried and true classics, to the modern era, indications, and side effects of chemotherapy drugs will be presented. Evidence (or lack thereof) for using certain chemotherapy drugs for specific cancers and expectations of response will be discussed. Special focus will be given to the use of tyrosine kinase inhibitors in cats.
- 9:25 – 10:15 am**
- A** **Care Beyond a Cure: Diagnostic Secrets & the Cancer Patient, Dr. Greg Ogilvie**  
This fun, interactive case-based presentation will explore the latest findings on recent advances on the most effective, practical, and important staging, grading, and diagnostic techniques in cats. Along the way, we will explore new knowledge about unique cat cancers and methods to enhance quality-of-life: Cats are NOT small dogs! Included will be important prognostic indicators for predicting response to therapy and survival. We are in the midst of a brave new world of molecular diagnostics including flow cytometry, PARR, PCR, PCNA, AgNOR, alpha-1-AG and biopsies with Temno instruments, Jamshidi needles, etc.
  - B** **Less Common Cat Cancers, Dr. Erika Krick**  
This talk will focus on cats with cancer that do not have lymphoma. Some less common cancers in cats include mast cell tumors, injection site sarcomas, mammary carcinoma, and other solid tumors. Tips and techniques for diagnosis and staging will be presented along with an evidence-based analysis of treatment recommendations and controversies.
- 10:45 – 11:35 am**
- A** **Injection Site Associated & Other Soft Tissue Sarcomas: New Advances for 2015, Dr. Greg Ogilvie**  
Soft tissue sarcomas are very common with a very high recurrence rate. The reality is that most are curable if treated appropriately. Join this practical, interactive presentation as we discuss the biggest problem our profession has to face: inducing cancer with a preventive vaccine. This hits at the very center of the bond centered practice as we have all heard and been taught "above all, do no harm." Come hear how we can turn this problem into a great opportunity to develop a practice focused on the bond.
  - B** **Top Oncology Mistakes & How to Avoid Them: Part 1, Dr. Sue Ettinger**  
We will discuss the Do's and Don'ts for you and your cancer patients with an emphasis on the feline patient. This will cover the most common oncology mistakes - including diagnostics, surgery, chemotherapy, and radiation. Dr. Ettinger will give practical tips to help you avoid them in your practice. Cancer is not a death sentence, so please join me and learn how we can help our patients live longer and live well with cancer.
- 11:40 – 12:30 pm**
- A** **10 Best Kept Secrets for Treating Cats with Cancer, Dr. Greg Ogilvie**  
This fun, case-based, video-enhanced, interactive presentation will capitalize on the experience of the audience and speaker to learn new, practical techniques for treating cats with cancer and associated disorders and diseases. What are the deep dark secrets of managing cats with respiratory, gastrointestinal, cardiovascular, and hematopoietic malignancies? Come and find out! This lecture will reveal many secrets described in the book, *Feline Oncology: A Comprehensive Guide to Compassionate Care for Cats with Cancer*.
  - B** **Top Oncology Mistakes & How to Avoid Them: Part 2, Dr. Sue Ettinger**  
See Part 1 Abstract Above
- 12:40 – 1:40 pm**
- Lunch & Learn: Diarrhea Dilemma: What We Think We Know About Treatment of IBD, Dr. Susan Little**  
IBD is an immunologically mediated chronic enteropathy. Given that we do not know the causes of this heterogenous group of disorders, treatment recommendations are empiric. Treatment decisions are complicated by the fact that we lack randomized controlled drug trials to evaluate the efficacy of therapies and clinical data is sparse for alternate therapies. This presentation will review the current state of knowledge about treatment options for feline IBD.
- 1:45 – 2:35 pm**
- A** **Kitty Oncologic Emergencies: HELP!!!, Dr. Greg Ogilvie**  
Cancer is one of the most dynamic areas of veterinary medicine including in the critical care setting. This multi-media presentation will explore the most important and common emergencies, and share how even the worst cases can be saved with fast action and new treatments! Remember, we not only care for our kitties, but the frightened and bewildered families who bring their feline friends to us for care in crisis.
  - B** **See Something, Do Something. Why Wait? Aspirate,™ Dr. Sue Ettinger**  
In veterinary medicine, most skin and subcutaneous tumors can be cured with surgery alone if diagnosed early when tumors are small. "See Something, Do Something" (SSDS) is Dr. Ettinger's cancer awareness program for lumps and bumps in dogs and cats that is launching in 2015. SSDS provides pet owners and veterinarians guidelines for evaluating superficial masses in dogs and cats. These guidelines will increase client awareness, promote early cancer detection and diagnosis, as well as early surgical intervention. Early detection saves lives.
- 2:40 – 3:30 pm**
- A** **The Secret Weapon: Polyunsaturated Fatty Acids & Cancer: Advances for 2015, Dr. Greg Ogilvie**  
Our clients are reading and hearing about the new discoveries on how nutrition can be used to fight cancer and improve quality-of-life in people and in cats. They are also demanding the very best care for their cat with cancer and that includes nutrition. This interactive presentation will explore the most recent discoveries on how nutrition can be used in combination with other therapies to improve quality and length of life in the kitty cancer patient.
  - B** **Practical Take-home Tips for Managing Feline Cancer Patients in Your Practice, Dr. Sue Ettinger**  
Whether you refer your feline cancer cases to a specialist or manage them in your practice, Dr. Ettinger will discuss her guidelines and tips for chemotherapy patients including: interpreting blood work before chemotherapy and the nadir CBC after chemotherapy, when to use antibiotics and which ones; how to manage chemotherapy-related side effects and tips to minimize them in the first place; appropriate monitoring and testing during treatment; tips for patients that choose palliative care only (like steroids for lymphoma); and new options for patients with advanced metastatic disease.



## Why Should I Attend?

Come to beautiful San Diego and join colleagues from around the world as you increase your feline knowledge by attending presentations lead by experts in the fields of feline Diagnostic Imaging and Oncology. The AAFP is proud to offer an assortment of tracks to meet the individualized needs of attendees in the various stages of their professional development. This conference will join together veterinary healthcare professionals who are dedicated to increase their feline knowledge and passionate about elevating the standard of care for cats.

## Continuing Education Credits

This conference has been submitted (but not yet approved) for 29 hours of continuing education credits in jurisdictions which recognize AAVSB RACE approval; however participants should be aware that some boards have limitations on the number of hours accepted in certain categories and/or restrictions on certain methods of delivery of continuing education. Contact AAFP Headquarters for further information at [info@catvets.com](mailto:info@catvets.com). Once obtained, the program approval number will be listed on the conference website at [www.catvets.com/education/](http://www.catvets.com/education/)

<b>Pre-conference Day -</b>	Thursday, October 1, 2015	Up to 5 CE Hours
<b>General Conference -</b>	Friday, October 2, 2015	Up to 9 CE Hours
	Saturday, October 3, 2015	Up to 8 CE Hours
	Sunday, October 4, 2015	Up to 7 CE Hours

## Registration

Below are the costs for attending this conference. Please note that you will be able to move throughout Track A and B as well as the Para-professional Track.

	BY 9/11/15	AFTER 9/11/15
<b>Pre-conference Day (5 CE Hours)</b> Includes Food for Thought Luncheon and Seminar & Social		
AAFP Member/ISFM Member	\$125	\$150
Non-Member	\$175	\$200
Student	\$ 40	\$ 55
<b>Full Three Day General Conference (up to 24 CE Hours)</b>		
AAFP Member/ISFM Member	\$490	\$565
Non-Member	\$590	\$670
Para-professional Member*	\$200	\$250
Para-professional Non-Member*	\$250	\$300
Students	\$ 80	\$100
<b>One Day General Conference Pass (7-9 CE Hours)</b>		
Members and Non-Members	\$220	\$260
Para-professional Track* (10/3/15)	\$100	\$125

\* Para-professional denotes technicians, practice managers, and other hospital staff.

## Cancellation Policy

Cancellation must be received in writing either via fax: (908) 292-1188 or email: [info@catvets.com](mailto:info@catvets.com). Cancellations received **by Friday, September 11, 2015** will receive a refund minus a \$50.00 administrative fee. Cancellations received **after Friday, September 11, 2015** will not be eligible for refunds. Please note that if you cancel your conference registration, it does not constitute cancellation of your hotel reservation.

## Consent to Use Photographic Images

Registration and attendance at, or participation in, the AAFP Conference and other activities constitutes an agreement by the registrant to AAFP/ISFM's use and distribution (both now and in the future) of the registrant or attendee's image or voice in photographs, videos, electronic reproductions, marketing efforts and materials, and audiotapes of such events and activities.

*Dressing in layers is recommended due to room temperature variations.*

## Conference Hotel Information

### Manchester Grand Hyatt

1 Market Place  
San Diego, CA 92101  
October 1 – 4, 2015  
Online Reservations: [www.catvets.com/education/](http://www.catvets.com/education/)



The Manchester Grand Hyatt Hotel is located in the heart of sunny San Diego where there is always something to do. Take a walk along the bay, walk across the street to the famous Gaslamp District, enjoy shopping at the Seaport Village, or take a coastal cruise. The hotel is conveniently located near the trolley system, Coronado Ferry, and Convention Center. We guarantee you will enjoy the gorgeous views, beautiful weather, and amazing entertainment that San Diego has to offer so make sure to join us in October!

The AAFP is pleased to offer special rates for this conference. The **group rate is only available until Friday, September 11, 2015**, and subject to availability. Reservations made after Friday, September 11, 2015 may not be guaranteed the group rate. If you call to make your reservations, you must refer to the Group Code: "American Association of Feline Practitioners."

### Run of House Room Rates: \$189.00 Single/Double Occupancy Rate

*\*Room rates are quoted exclusive of applicable state and local taxes or applicable service, or hotel specific fees in affect at the hotel at the time of the meeting.*

Check-in time: 4:00 pm      Check-out time: 12:00 pm

### Room Rate Includes:

- Complimentary health club and sports courts
- Complimentary high-speed internet access in guest rooms
- Discounted \$16 self-parking and \$26 valet parking per day
- No early departure fees

## Traveling to the Conference

**Airport:** San Diego International Airport  
Phone: (619) 400-2404  
Website: <http://www.san.org/>  
Distance: 2.5 miles from the Manchester Grand Hyatt

### Transportation:

- **Estimated Taxi Fare:** \$10-15 one way; 12 minute ride
- **Metro Bus to Trolley:** Public transit is available to and from the airport and downtown San Diego on the Metropolitan Transit System's Route 992, which stops at Terminals 1 and 2 as well as the Commuter Terminal, and operates between 5:00 am and 11:30 pm, every 15 minutes on weekdays and every 30 minutes on weekends and holidays. This bus service connects with the Trolley at the American Plaza Station. Pick up the Trolley blue line at the American Plaza Station and take it to 12th and Imperial Station. From there it will be a 20 minute walk to the hotel. Total travel time is approximately 40-45 minutes. For more information visit the San Diego Airport Transportation website.
- **Airport Shuttle Service:** Several San Diego airport shuttle companies are available at the airport for an approximate cost of \$8 per person. Express Shuttle is available with reservations. Call (800) 900-7433 or (619) 591-0303.

### AAFP Attendee Parking Rates: Manchester Grand Hyatt

Self-Parking: \$16 Daily      Valet Parking: \$26 Daily

*\*\*If you are a hotel guest you will receive an automatic discount on your hotel bill by using your hotel key to go in and out of the parking garage. If you are staying at a different hotel or driving in for the day, please come to the AAFP Registration Desk where you can receive your discount parking pass. You will need a new pass every day to get this discount.*

### Downtown Parking:

The area is abundant with over 65,000 parking spots. Depending on where you choose to park it can range for \$5.00 - \$30.00. There is also metered parking on the streets which is \$1.00-\$1.75 per hour. For more information and details on parking in San Diego, visit the city at <http://www.sandiego.gov/parking/>.

Visit [www.catvets.com/education/](http://www.catvets.com/education/) for additional travel information.

## Included in Your Registration Fee:

### Meals

Your conference registration includes breakfast and lunch all three days. A large variety of hot and cold items are served, including vegetarian and other healthy alternatives. Coffee breaks and desserts are also provided.

### Conference Proceedings

Proceedings Notes are provided to each attendee. Below are the three options for obtaining the proceedings notes. Since we know that you cannot be in two places at one time, the proceedings notes for ALL sessions will be included in the conference proceedings so you will not miss out on any valuable information.



- 1. Online Proceedings:** Each registered attendee will receive an email approximately 3 weeks prior to the event with complimentary online access to the conference proceedings on the AAFP website. **You MUST print these notes out if you want the proceeding notes onsite (unless you have pre-purchased a printed book).**
- 2. USB Flash Drive:** Boehringer Ingelheim will graciously provide all attendees with a USB Flash Drive, containing the proceedings for the conference. You may pick up your flash drive at the Boehringer Ingelheim exhibit booth during the conference using a ticket that will be included in your registration materials onsite.
- 3. Printed Book:** You may pre-purchase a printed Proceedings Book for \$55.00. If you purchase a Proceedings Book but do not attend the conference, there will be a \$15 shipping and handling fee.

### Meet & Greet Reception

All attendees are invited to this welcome reception hosted by Boehringer Ingelheim on Thursday, October 1st. Refreshments will be provided as you have the opportunity to network and socialize with friends and meet new colleagues.



### Exhibitors' Happy Hour Reception

All attendees are invited to this reception hosted by Bayer HealthCare on Friday, October 2nd. Refreshments and drinks will be provided as you have the opportunity to visit at length with exhibitors. We encourage all conference attendees to make the most of this time to ask questions, test equipment, create relationships, and learn about new products.



### Giveaways

Attendees will receive a plethora of exciting giveaways while at the conference! Raffle prizes will also be awarded, so be sure to visit the Exhibit Hall to stamp your Exhibit Passport for the chance to win!

### Local San Diego Discounts

Attendees will receive exclusive discounts from local restaurants and attractions. Visit the conference webpage at [www.catvets.com/education/](http://www.catvets.com/education/) for details on these exclusive discounts.

### Internet Access

We understand that everyone needs to stay connected while you are away, so you will have internet and computer access courtesy of the VIN Cyber Café throughout the conference.



### Exhibit Hall

Each registered attendee has full access to the Exhibit Hall. We have invited a large variety of companies to exhibit at our conference. The Exhibit Hall will be open during breakfast, coffee breaks, lunch, and the Exhibitors' Reception. Please note: The AAFP does not endorse the products or services of the companies that exhibit.

### Fun Run/Walk

The Fun Run/Walk is free for all conference attendees. Read more information on page 18 and sign up for this event on the Registration Form. A Fun Run/Walk Waiver must be submitted for every participant.

## Exhibit Hall Hours:

<b>Friday, October 2, 2015</b>	<b>Exhibits open 10:00 am to 7:00 pm</b>
<b>Saturday, October 3, 2015</b>	<b>Exhibits open 7:30 am to 2:00 pm</b>
<b>Sunday, October 4, 2015</b>	<b>Exhibits open 7:30 am to 1:45 pm</b>

**Exhibitors** (as of June 1, 2015) - An updated list and company abstracts can be found at [www.catvets.com/education/](http://www.catvets.com/education/).

AEM Gallery	Greenies	Purina
American Animal Hospital Association	Hill's Pet Nutrition	Rose Micro Solutions
American Board of Veterinary Practitioners	Humane Society Veterinary Medical Association	Royal Canin USA, Inc.
Art for Cats' Sake	IDEXX Laboratories, Inc.	RX Vitamins
Bayer Healthcare, LLC	JFMS	scil animal care company
BCP Veterinary Pharmacy	Jorgensen Laboratories	Sierra BioScience
Bock Vet Pharma	Karen & Co LLC	Snyder Manufacturing Company
Boehringer Ingelheim	Marian's Dream Fix Felines by Five Campaign	Sound Eklin
Cat Friendly Practice	Mason Company	Southwest Medical Books
Ceva Animal Health	Meds for Vets Pharmacy	Tartar Shield Pet Products
Companion Therapy Laser by LiteCure	Merck	The International Cat Association, Inc.
Cornell Feline Health Center	Merial	Universal Imaging
Dan Scott & Associates	MILA International	Universal Surgical Instruments
Dechra Veterinary Products	MinXray, Inc.	Vet Ray Technology by Sedecal
Diamondback Drugs	MSU Diagnostic Center for Population & Animal Health	Veterinary Pharmacies of America
DVM Multimedia	MWI Veterinary Supply	VetImmune
Elanco	Nutramax Laboratories Veterinary Sciences, Inc.	Vetoquinol USA, Inc.
Elite Science Vet	Pet Health Pharmacy	Wedgewood Pharmacy
Elsevier		Winn Feline Foundation, Inc.
Emeraid, LLC		Zoetis

## Special Events:

### Pre-Conference Day – Ticketed Events

Want to earn additional CE? Come to the Pre-conference day sessions on Thursday, October 1!

#### Food for Thought Luncheon

The Pre-conference Day begins with an engaging Food for Thought Luncheon. Attendees will be provided with lunch as they listen to Dr. S Dru Forrester and Dr. Jane Robertson present on Chronic Kidney Disease.



#### ABVP/AAFP Seminar & Social

Four different educational lectures will be presented by Dr.'s William Folger, Elizabeth Colleran, Margie Scherk and Susan Little. These presentations will offer you four additional CE Hours and a refreshment break will offer ample opportunity for discussion and interaction with other attendees. This joint ABVP/AAFP seminar is intended for any attendee desiring additional high level, engaging CE. You won't want to miss it! For a more detailed description of the sessions please see the abstract on page 9.



**Pre-conference Day Registration Fees** (includes Food for Thought Luncheon and Seminar & Social):

<b>AAFP Member/ISFM Member</b>	<b>By September 11th: \$125</b>	<b>After September 11th: \$150</b>
<b>Non-Member</b>	<b>By September 11th: \$175</b>	<b>After September 11th: \$200</b>
<b>Student</b>	<b>By September 11th: \$ 40</b>	<b>After September 11th: \$ 55</b>

*Separate registration is required for Pre-Conference Day and you do not have to be registered for the entire conference to attend.*



## Lunch & Learn – Ticketed Events

### Friday Lunch & Learn

Zoetis will be sponsoring the Lunch and Learn session on Friday, October 2nd entitled, *Updates in Pain Management* and presented by Dr. Michael Petty. For a detailed description of the session please see the abstract on page 9.



### Saturday Lunch & Learn

IDEXX Laboratories will be sponsoring the Lunch and Learn session on Saturday, October 3rd entitled, *Update on Feline Anaplasmosis* and presented by Dr. Michael Lappin. For a detailed description of the session please see the abstract on page 11.



### Sunday Lunch & Learn

Royal Canin will be sponsoring the Lunch and Learn session on Sunday, October 4th entitled, *Diarrhea Dilemma: What We Think We Know About Treatment of IBD in Cats* and presented by Dr. Susan Little. For a detailed description of the session please see the abstract on page 12.



Separate registration is required in order to attend these events and space is limited to the first 125 participants each. Make sure you return your registration early in order to participate in these Lunch and Learns. We ask that you please limit your registration to two Lunch & Learn sessions so others have the opportunity to attend. Wait lists will be available for these sessions by emailing [info@catvets.com](mailto:info@catvets.com). Attendance will be on a first come, first served basis and conference registration is required. These sessions will be submitted for continuing education credits in jurisdictions which recognize AAVSB RACE approval.

**Ticket Prices: FREE** (Limited to 125 Registrants in each session)

**NEW!**

## Feline Dental Radiology Masterclass and Hands-on Lab – Ticketed Event



New this year, the AAFP will be providing attendees with the opportunity to take part in a Hands-on Lab. There will be two identical labs offered. The first lab will be held in the morning from 8:15 am to 12:15 pm and the second lab will be held in the afternoon from 1:30 pm to 5:30 pm. The lab will take place offsite at the Southern California Veterinary Dental Specialties and Oral Surgery, presented by Dr. Brook Niemiec. The first half of the class will be an interactive presentation about dental radiographs. The second half of the class will be the hands-on lab portion of dental radiographs. Please be aware that cadavers will be used for the hands-on portion of the class. Scrubs and closed-toed shoes are recommended to be worn. A complete abstract can be found on page 10.

Separate registration is required in order to attend these events and space is limited to the first 32 participants each. Make sure you return your registration early in order to participate in a lab. Attendance will be on a first come, first served basis and conference registration is required. Transportation will be provided to and from the hotel and details will be provided in your registration materials. These sessions will be submitted for continuing education credits in jurisdictions which recognize AAVSB RACE approval.

**Ticket Prices: By September 11th: \$325 After September 11th: \$350** (Limited to 32 Registrants for each session)

## Polynesian Paradise Offsite Event – Ticketed Event



Aloha! Join us for the 2015 Offsite Event which will be held at the Bali Hai Restaurant. Bali Hai is located on the tip of Shelter Island with spectacular views of the San Diego Bay and the downtown skyline. The cocktail reception will take place outside where you will be serenaded by a Hawaiian guitarist while enjoying some hors d'oeuvres, Hawaiian cocktails, and taking in the beautiful view. After the cocktail reception, dinner will take place in the Pacific Room which is a circular space with a panoramic view of the San Diego Bay, the city skyline, and North Island. After dinner, music and dancing will commence for the rest of the evening. There will also be a fire dancer show outside after dinner is served. So come join us for a night full of food, Mai Tai's, dancing, and good friends. These tickets are discounted thanks to the sponsorship by Elanco Animal Health. Transportation will be provided to and from the hotel.

**Ticket Prices: By September 11th: \$45 After September 11th: \$55**  
**Onsite Purchase** (Limited Available): \$65

Tickets include transportation, cocktail hour, sit-down dinner, dancing, and entertainment. Reserve your ticket today to lock in savings! Attendance is limited to 170 guests.

### AAFP's 8th Fun Run/Walk - Pre-registration is Required

The AAFP will be hosting its eighth annual Fun Run/Walk at our conference. Please join other colleagues by enjoying a leisurely 5K walk or run around the Marina right behind the Manchester Grand Hyatt hotel. This run or walk will be just what you need to relieve some stress, stretch your legs, and get out of the hotel for some fresh air before sitting in session for the remainder of the day. The run will take place on Saturday, October 3rd at 6:30am. You will have plenty of time to enjoy the run, change, and get to the sessions on time. Advanced sign-up is requested and registration is free. For anyone interested in purchasing an AAFP Fun Run/Walk Shirt, advanced sign-up is required since shirts cannot be purchased onsite. Shirts are \$18 and will be short sleeve on a preshrunk cotton fabric. In order to participate, you MUST submit your Fun Run/Walk Waiver Form, which is located below.

**Ticket Prices: FREE**

**T-shirt Prices: \$18** (Must be pre-ordered)

## Waiver and Release

### Eighth AAFP Fun Run/Walk

I agree and acknowledge that I am participating in the **Eighth AAFP Fun Run/Walk** ("the Event"), a five kilometer event to be held in San Diego, California on October 3, 2015, on my own accord and that I am bound by this waiver and release.

I freely and knowingly represent and warrant that I am physically and mentally fit and able to participate in the Event, and I do hereby assume responsibility for my own well-being. I am fully aware that physical injury might occur to me as a result of participation in the Event, and I hereby assume the full risk, including risk which is not specifically foreseeable, of any injuries, including death, damages or other loss, regardless of severity, which I may sustain as a result of participating in any and all activities associated with the Event.

In consideration of the right to participate in the Event, I hereby waive any and all rights or claims I may have as a result of participation in the Event against the American Association of Feline Practitioners, the Manchester Grand Hyatt, Breaking Forty Race Consultants, all sponsors of the Event, and their respective directors, officers, employees, members, staff, and all individuals assisting in organizing and conducting the Event ("the Released Parties"), and I hereby fully release and discharge the Released Parties from any and all claims which may accrue to me or my heirs, executors, administrators, and assigns arising out of or in any way connected with my participation in the Event. I further agree to indemnify, defend, and hold harmless the Released Parties from and against any and all claims arising out of or in any way connected with my participation in the Event.

Estimate your time for 5K: \_\_\_\_\_ minutes \_\_\_\_\_ seconds

Print Name: \_\_\_\_\_

Signature: \_\_\_\_\_ Date: \_\_\_\_\_

Please indicate on the Registration Form if you wish to participate and your T-shirt size. Cost per T-shirt is \$18. You must be pre-registered for the event to attend and a waiver must be submitted.


**Fax or mail this waiver with your Conference Registration Form.**

If you register online you still must submit the Waiver & Release.

**Fax to:** 908-292-1188

**Mail to:** AAFP, 390 Amwell Road, Suite 402, Hillsborough, NJ 08844

**Scan to:** info@catvets.com





**2015**  
3<sup>rd</sup> WORLD FELINE  
VETERINARY  
CONFERENCE

# Diagnostic Imaging and Oncology

October 1 - 4, 2015 ■ Manchester Grand Hyatt ■ San Diego, CA

Questions? (800) 874-0498 / info@catvets.com

## EASY REGISTRATION:

**Online** www.catvets.com/education    **Fax** (908) 292-1188    **Mail** AAFP, 390 Amwell Road, Suite 402, Hillsborough, NJ 08844

NAME \_\_\_\_\_ WORK PHONE \_\_\_\_\_

PRACTICE / COMPANY \_\_\_\_\_ EMAIL (required to receive confirmation and proceedings login) \_\_\_\_\_

MAILING ADDRESS \_\_\_\_\_

Check One:  Practice Owner    Associate Veterinarian    Technician  
 Practice Manager    Office Staff    Student    Other \_\_\_\_\_ EMERGENCY CONTACT NAME & PHONE NUMBER \_\_\_\_\_

First-time Attendee    Dietary Restrictions/Food Allergy: \_\_\_\_\_    ADA Accommodation: \_\_\_\_\_    ISFM Member #: \_\_\_\_\_

ABVP Diplomate: \_\_\_\_\_    Please do not send me a printed Conference Brochure in the future   How did you hear about us? \_\_\_\_\_

## CONFERENCE REGISTRATION

	By 9/11/15	After 9/11/15	Total Cost
<b>Pre-conference Day (Luncheon/ABVP Seminar &amp; Social)</b>			
AAFP Member/ISFM Member	\$125	\$150	_____
Non-Member	\$175	\$200	_____
Student	\$ 40	\$ 55	_____
<b>Full Three Day General Conference</b>			
AAFP Member/ISFM Member	\$490	\$565	_____
Non-Member	\$590	\$670	_____
Para-professional Member*	\$200	\$250	_____
Para-professional Non-Member*	\$250	\$300	_____
Students	\$ 80	\$100	_____
<b>One Day Veterinarian Pass</b>			
<input type="checkbox"/> Friday, Oct. 2 <input type="checkbox"/> Saturday, Oct. 3 <input type="checkbox"/> Sunday, Oct. 4	\$200	\$225	_____
<b>One Day Saturday - Para-professional Track</b>			
	\$100	\$125	_____
<b>Additional Items &amp; Events</b>			
<b>Lunch &amp; Learn (limited to two sessions)</b>			
Friday (Pain Management) – Limited to 125	FREE	FREE	_____
Saturday (Anaplasmosis) – Limited to 125	FREE	FREE	_____
Sunday (IBD) – Limited to 125	FREE	FREE	_____
Fun Run/Walk – Waiver Must be Submitted	FREE	FREE	_____
Fun Run/Walk T-Shirt	\$ 18	\$ 18	_____
Size: <input type="checkbox"/> Small <input type="checkbox"/> Medium <input type="checkbox"/> Large <input type="checkbox"/> XL <input type="checkbox"/> XXL			
<b>Dental Lab</b>			
Saturday morning – Limited to 32	\$325	\$350	_____
Saturday afternoon – Limited to 32	\$325	\$350	_____
Offsite Event - Polynesian Paradise - Attendance limited to 170	\$ 45	\$ 55	_____
Dinner Choices: <input type="checkbox"/> Beef <input type="checkbox"/> Fish <input type="checkbox"/> Vegetarian Tickets purchased onsite are \$65 and limited.			
Printed Proceedings Book	\$ 55	\$ 55	_____
Printed Proceedings Book Shipping & Handling – Non-attendees Only	\$ 15	\$ 15	_____
Guest Registration (includes meals, exhibit hall, & onsite receptions) Guests must be affiliated with a registered practitioner/para-professional.	\$225	\$275	_____
Guest Ticket – Exhibitors' Reception ONLY	\$ 20	\$ 20	_____

\* Para-professional denotes technicians, practice managers, and other hospital staff who consult with clients.

## PAYMENT INFORMATION AAFP Federal Tax ID 43-1397996

**REGISTRATION TOTAL: \$** \_\_\_\_\_

Check will be mailed     Credit Card:  Visa    MasterCard    American Express    Discover

Credit Card Number: \_\_\_\_\_ Expiration Date: \_\_\_\_\_

Name on Card: \_\_\_\_\_ Signature: \_\_\_\_\_

Checks are payable to "AAFP." Payments must be drawn in US Funds.  
AAFP, 390 Amwell Road, Suite 402, Hillsborough, NJ 08844



American Association of  
**FELINE PRACTITIONERS®**

**We would like to recognize and thank the following companies for their sponsorships.**

**Platinum Partnership Sponsor**

Sponsoring the Conference Proceedings, Meet & Greet Reception, and Conference Tote Bags



**Diamond Partnership Sponsor**

Sponsoring the Exhibitors' Welcome Reception and ABVP/AAFP Seminar & Social with Drs. Elizabeth Colleran, William Folger, Susan Little, and Margie Scherk



**Gold Partnership Sponsor**

Sponsoring the Offsite Event and Hotel Key Cards



**Silver Partnership Sponsor**

Sponsoring the Food for Thought Luncheon and Speakers Drs. S. Dru Forrester and Jane Robertson



**Silver Partnership Sponsor**

Sponsoring a Lunch & Learn and Speakers Drs. Michael Lappin and Lorrie Gaschen



**Silver Partnership Sponsor**

Sponsoring a Lunch & Learn with Dr. Susan Little



**Silver Partnership Sponsor**

Sponsoring the Conference Waterbottles



**Conference Sponsor**

Sponsoring a Lunch & Learn with Dr. Michael Petty and General Session on Pain Management Guidelines with Drs. Michael Petty and Ilona Rodan



**Conference Sponsor**

Sponsoring Speaker Dr. Erika Krick



**Conference Sponsor**

Sponsoring Speaker Dr. Zoe Lenard



**Conference Sponsor**

Co-sponsoring the Dental Masterclass and Hands-on Lab



**Conference Sponsor**

Co-sponsoring the Dental Masterclass and Hands-on Lab



**Conference Sponsor**

Sponsoring the Para-professional Track




**Conference Sponsor**

Sponsoring the Notepad & Pen



**Conference Sponsor**

Sponsoring Speaker Dr. Annette Smith



**NEW**

**SAVE THE DATE**

**Feline Practice Management Meeting**

**March 4 – 6, 2016**

**Hyatt Regency, Lake Tahoe, NV**



**SAVE THE DATE**

**2016 AAFP Conference**

**November 3 – 6, 2016**

**Marriott Wardman Park  
Washington, DC**

**Theme:**

*Feline Behavior and  
Respiratory Diseases*